



**BOARD OF DIRECTORS MEETING**

200 WEST LOUDON AVE, CONFERENCE ROOM 110  
LEXINGTON, KY 40508

April 17, 2019  
5:00 p.m.

**TABLE OF CONTENTS**

AGENDA..... 1

MINUTES ..... 2-4

RESOLUTION 2019-06..... 5-6

BUDGET PRESENTATION ..... 7-26

RESOLUTION 2019-07 ..... 27-28

RAMP & TRANSIT CENTER UPDATE PRESENTATION..... 29-36

RESOLUTION 2019-08..... 37-38

RESOLUTION 2019-09..... 39-40

RESOLUTION 2019-10..... 41-43

FINANCIAL STATEMENT ..... 44-45

GENERAL MANAGER’S REPORT ..... 46-48

KPIS ..... 49-53

LEXTRAN IN THE MEDIA..... 54-55

## BOARD OF DIRECTORS MEETING

200 WEST LOUDON AVE, CONFERENCE ROOM 110  
LEXINGTON, KY 40508

April 17, 2019

5:00 p.m.

## AGENDA

- |   |             |
|---|-------------|
| I) Call to order  | 5:00        |
| II) Approval of Board Meeting Minutes   | 5:05 – 5:10 |
| a) March 20, 2019   |             |
| III) Public Comment on Agenda Items / Public Hearing  | 5:10 – 5:15 |
| IV) Chair's Report  | 5:15 – 5:20 |
| V) Action Items   | 5:20 – 6:00 |
| a) Resolution 2019-06 Purchase of Fuel for Paratransit Service                                |             |
| b) Resolution 2019-07 Lextran Fiscal Year 2020 Budget ( <i>presentation</i> )                 |             |
| c) Resolution 2019-08 Contract for Services for Bus Stop Enhancements ( <i>presentation</i> ) |             |
| d) Resolution 2019-09 Contract for Purchase of Bus Stop Equipment                             |             |
| e) Resolution 2019-10 Extension of Line of Credit with 5th / 3rd Bank                         |             |
| VI) Change Order  |             |
| VII) Old Business   |             |
| VIII) New Business  | 6:00 – 6:10 |
| a) Inquiry from Greyhound   |             |
| IX) General Manager's Report  | 6:10 – 6:20 |
| a) Financial Statements   |             |
| b) General Manager's Report   |             |
| c) Key Performance Indicators   |             |
| X) Proposed Agenda Items  | 6:20 – 6:30 |
| a) Presentation regarding Greyhound   |             |
| XI) Closed Session  |             |
| XII) Adjournment  | 6:35        |

**BOARD OF DIRECTORS MEETING****MINUTES****March 20, 2019****MEMBERS PRESENT**

Christian Motley, Chair  
George Ward, Vice Chair  
Adrienne Thakur  
Rick Christman  
Joseph Smith  
Peggy Henson

**MEMBERS ABSENT**

Marci Krueger-Sidebottom  
Elias Haddad

**STAFF PRESENT**

Carrie Butler, General Manager  
Jill Barnett, Assistant General Manager  
Nikki Falconbury, Director of Finance  
John Givens, Director of Risk Management  
Carla McHale, Director of Human Resources  
Jim Barrett, Director of Maintenance  
Dale Stone, Interim Director of Operations  
Fred Combs, Director of Planning  
Keith Srutowski, Director of Procurement  
Stephanie Hoke, Finance Coordinator  
Chris Withrow, Parts Manager  
Austin Hughes, Marketing Coordinator

**STAFF ABSENT**

Jacob Walbourn, McBrayer Law Firm, Board Attorney

**OTHERS PRESENT**

Joseph David, Transportation Planner, LFUCG MPO  
Matthew Gidcomb, KFTC - Kentuckians for the Commonwealth  
Derrick Breun, Transdev  
Kesi Dorner, Transdev  
Mark Nicholson, Transdev  
Ebbe Jensen, Transdev

**I. CALL TO ORDER**

Mr. Motley called the March 20, 2019 meeting of Lextran's Board of Directors to order at 5:00 p.m.

**II. APPROVAL OF MINUTES**

Mr. Motley called for a motion to approve the minutes from February 20, 2019. Mr. Ward made a motion to approve the minutes, and it was seconded by Mr. Smith. The motion carried unanimously.

**III. PUBLIC COMMENT**

There was no public comment.

**IV. CHAIR'S REPORT**

There was no chair's report.

**V. ACTION ITEMS**

Resolution 2019-05– Purchase of Compressed Natural Gas Compressor - Ms. Butler reviewed the resolution that authorizes and directs the General Manager to execute an agreement with Zeit Energy LLC for the purchase and installation of a compressor. Zeit Energy LLC submitted the lowest bid and is recommended to be awarded the contract per the terms of their bid and IFB 1905. Mr. Motley called for a motion. Ms. Henson made a motion and Ms. Thakur seconded. The motion carried unanimously.

**VI. CHANGE ORDER**

There were no change orders to report.

**VII. OLD BUSINESS**

There was no old business to report.

**VIII. NEW BUSINESS**

Introduction of Transdev Regional Support Team- Mr. Breun introduced the Transdev regional support team consisting of Ms. Dorner, Mr. Nicholson, and Mr. Jensen. Each of the team members stated a brief background and their experience in the transit industry. Mr. Breun expressed ways that Transdev brings specific transit expertise to Lextran and the fundamentals of the operation. He compared Lextran to some of the other agencies they assist in management and explained the difference in the contracts for each.

**IX. GENERAL MANAGER'S REPORT**

Ms. Falconbury presented the financial statement, found on pages 8-9 of the March 20, 2019 board packet. There were no changes made to January's drafted financial statement. Currently

revenue is over budget and the total expenses are under budget. She is continuing to monitor fuel, paratransit, and maintenance bus parts as they fluxuate in costs.

Ms. Butler reviewed the General Manager's report found on pages 10-12 of the March 20, 2019 board packet.

Ms. Barnett reviewed highlights from the Key Performance Indicators on pages 13-17 of the March 20, 2019 board packet. She stated that the ridership totals were up by about 20,000 from last month and 40,000 from last year. As well as, celebrating 0 preventable accidents this month.

#### **X. PROPOSED AGENDA ITEMS**

- Resolution: Shelters, benches, and trash receptacles
- Resolution: Paratransit fuel
- Resolution: Body shop
- Resolution: Engine rebuild
- Resolution: Bus stop enhancements
- Budget FY2020
- Transit Center

#### **XI. CLOSED SESSION**

There was no closed session.

#### **XII. ADJOURNMENT**

The meeting adjourned by consensus at 5:47 p.m.

**April 17, 2019**

TO: The Board of Directors

FROM: Carrie Butler, General Manager

**SUBJECT: Resolution to Award a Contract for Fuel for Paratransit Vehicles**

Attached is a resolution requesting authority to award a contract for the purchase of fuel for Paratransit vehicles.

RFP 1906 was issued January 14, 2019 with proposals received on March 14, 2019. A staff evaluation committee reviewed and approved the proposals for compliance and responsiveness. Responsive proposals were received from three (3) qualified proposers:

- Pinnacle Petroleum, Inc.
- Riley Oil Company
- Thorntons LLC

An evaluation committee ranked the proposals received. Riley Oil Company received the highest ranking and is recommended to be awarded the contract per the terms of their proposal and RFP 1906.

Vehicles will fuel at Riley Oil fueling stations at a cost not to exceed \$0.0599 per gallon above the OPIS Daily Contract Average rack rate for Lexington, Kentucky plus applicable taxes on the day the fuel is purchased. The term of the contract awarded will be for five (5) years.

If you have any questions or wish to review RFP 1906 or the proposal from Riley Oil Company, please contact me at 255-7756.

**RESOLUTION****TRANSIT AUTHORITY OF THE LEXINGTON-FAYETTE  
URBAN COUNTY GOVERNMENT****MOTION:** \_\_\_\_\_ **SECOND:** \_\_\_\_\_**DATE:** April 17, 2019 **RESOLUTION NO.:** 2019-06

**WHEREAS**, the Transit Authority of the Lexington-Fayette Urban County Government (Lextran) issued RFP 1906 for the purchase of fuel for Paratransit vehicles, and;

**WHEREAS**, RFP 1906 resulted in responsive proposals from three (3) qualified proposers, and;

**WHEREAS**, the proposal from Riley Oil Company was the highest ranked proposal;

**NOW, THEREFORE, BE IT RESOLVED**, that the Board of Directors of the Transit Authority of the Lexington-Fayette Urban County Government (Lextran) hereby authorizes and directs the General Manager to execute a contract with Riley Oil Company for the purchase of fuel for Paratransit vehicles as per the terms of RFP 1906 and the proposal submitted by Riley Oil Company, which are incorporated herein by reference. The total cost of the fuel shall not exceed \$0.0599 per gallon above the OPIS Daily Contract Average rack rate for Lexington, Kentucky plus applicable taxes on the day the fuel is purchased. The term of the contract shall be for five (5) years.

\_\_\_\_\_  
Christian Motley – Chairperson\_\_\_\_\_  
Date

# Third Draft Fiscal Year 2020 Lextran Budget

Lextran Board of Directors  
Meeting



April 17, 2019



WE SERVE  
PEOPLE  
AND OUR  
COMMUNITY  
WITH  
MOBILITY  
SOLUTIONS.



# Lextran at a Glance



**FIXED  
ROUTES**



**4.2 MILLION  
PASSENGER  
TRIPS (FY18)**



**13,000  
TRIPS PER  
WEEKDAY  
(FY18)**



**65% OF  
TRIPS ARE  
FOR WORK  
OR SCHOOL**



**925 BUS  
STOPS**



**98 BUS  
SHELTERS**



**65  
VEHICLES**



**59 WHEELS  
PARATRANSIT  
VEHICLES**



**8 VANS FOR  
RIDESHARE**

# Budget Timeline



# Accomplishments

- Reduced preventable accidents by **6.5%**
- Increased ridership by **5%** on Rt. 5 Nicholasville Road, Lextran's busiest arterial route
- Received **\$2.3M** Low and No Emissions grant from US Department of Transportation
- Awarded **\$1.4M** federal Congestion Mitigation Air Quality (CMAQ)

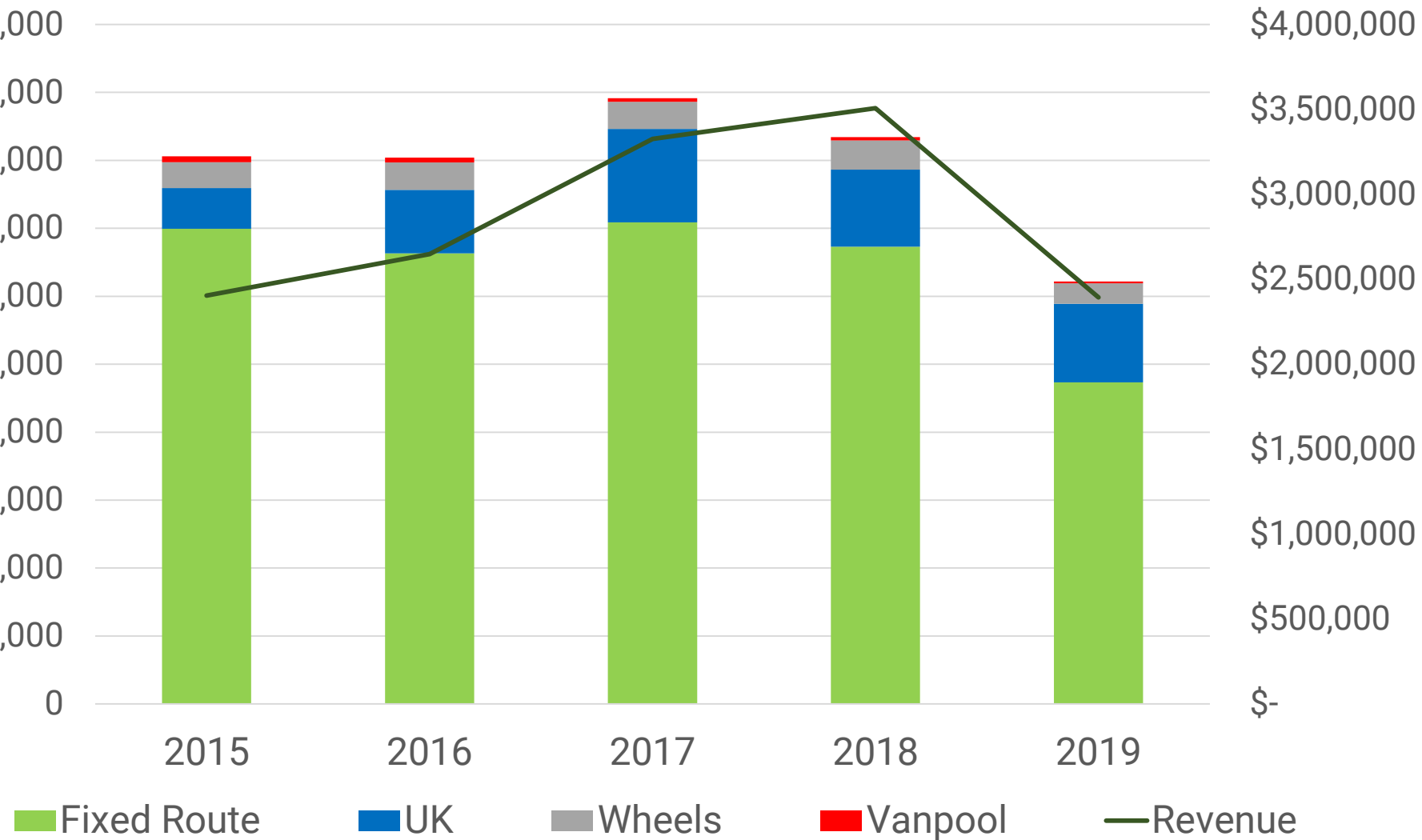


# Accomplishments

- Received **15** commendations from customers (compared to 3 last FYTD)
- Added **1** new Million Miler to our safe driving program (total 9 current employees)
- Officially launched new Lextran brand (July 2018)
- Continued work on Transit Center through the Town Branch Project
- Released **2** requests for proposals (RFPs) for bus stop enhancements



# Ridership and Revenue: Five Year Look Back




# Lextran Budget Summary – FY 2020

- Total Revenue: \$27,600,232
- Total Expenses: \$27,600,232
- Capital Budget: \$5,515,469
- Mass Transit Fund: \$18,772,115

# Budget Concerns

- **Fleet replacement**
- Health Insurance premium at proposed 18% increase
- No service reductions, but no planned increases either
- Expected toll credit loss next year
- Fuel costs unknown
- Paratransit trips increasing
- Uncertainty in federal and state funds





# Revenue Sources

- Federal – Capital Expenses & Capital Operating
  - Fixing Americas Surface Transportation (FAST) Act for FFY 2016 to 2020
  - Requires local match (local or state funds)
- Local – Operating Expenses & Local Match
  - Share of local property tax from 2004 referendum
  - Fare revenue and pass programs
  - Advertising revenue
- State – Local Match / Capital Expenses
  - Unpredictable and varied year to year, awarded from general fund
  - Grant programs at state or pass through from federal

# FAST Act includes:

- 3005(b) Expedited Project Delivery
- 3019 Innovative Procurement & Leasing
- 5303-5304-5305 Program Metropolitan and Statewide Planning
- 5307 Urbanized Area Formula Program
- 5309 Capital Investment Grant
- 5310 Enhanced Mobility of Seniors & Individuals with Disabilities
- 5311 Rural Program
- 5312 Public Transportation Innovation (Research)
- 5314 Technical Assistance and Workforce Development
- 5318 Bus Testing
- 5324 Emergency Relief Program
- 5329 Safety Program
- 5331 Alcohol and Controlled Substances
- 5337 State of Good Repair
- 5339 Bus and Bus Facilities
- Buy America and MAP-21 20008(b) Pilot Program for TOD Planning

## One Hundred Fourteenth Congress of the United States of America

### AT THE FIRST SESSION

*Began and held at the City of Washington on Tuesday,  
the sixth day of January, two thousand and fifteen*

### An Act

To authorize funds for Federal-aid highways, highway safety programs, and transit programs, and for other purposes.

*Be it enacted by the Senate and House of Representatives of  
the United States of America in Congress assembled,*

#### SECTION 1. SHORT TITLE; TABLE OF CONTENTS.

(a) SHORT TITLE.—This Act may be cited as the “Fixing America’s Surface Transportation Act” or the “FAST Act”.

(b) TABLE OF CONTENTS.—The table of contents for this Act is as follows:

Sec. 1. Short title; table of contents.

#### DIVISION A—SURFACE TRANSPORTATION

Sec. 1001. Definitions.

Sec. 1002. Reconciliation of funds.

Sec. 1003. Effective date.

Sec. 1004. References.

#### TITLE I—FEDERAL-AID HIGHWAYS

##### Subtitle A—Authorizations and Programs

Sec. 1101. Authorization of appropriations.

Sec. 1102. Obligation ceiling.

Sec. 1103. Definitions.

Sec. 1104. Apportionment.

Sec. 1105. Nationally significant freight and highway projects.

Sec. 1106. National highway performance program.

Sec. 1107. Emergency relief for federally owned roads.

Sec. 1108. Railway-highway grade crossings.

Sec. 1109. Surface transportation block grant program.

Sec. 1110. Highway use tax evasion projects.

Sec. 1111. Bundling of bridge projects.

Sec. 1112. Construction of ferry boats and ferry terminal facilities.

Sec. 1113. Highway safety improvement program.

Sec. 1114. Congestion mitigation and air quality improvement program.

Sec. 1115. Territorial and Puerto Rico highway program.

Sec. 1116. National highway freight program.

Sec. 1117. Federal lands and tribal transportation programs.

Sec. 1118. Tribal transportation program amendment.

Sec. 1119. Federal lands transportation program.

Sec. 1120. Federal lands programmatic activities.

Sec. 1121. Tribal transportation self-governance program.

Sec. 1122. State flexibility for National Highway System modifications.

Sec. 1123. Nationally significant Federal lands and tribal projects program.

##### Subtitle B—Planning and Performance Management

Sec. 1201. Metropolitan transportation planning.

Sec. 1202. Statewide and nonmetropolitan transportation planning.

##### Subtitle C—Acceleration of Project Delivery

Sec. 1301. Satisfaction of requirements for certain historic sites.



Lextran

## **5307 Urbanized Area Formula Program**

- \$4,591,766 for this year
- Used for preventive maintenance and Americans with Disabilities Act complementary paratransit service costs
- Federal share not to exceed 50%

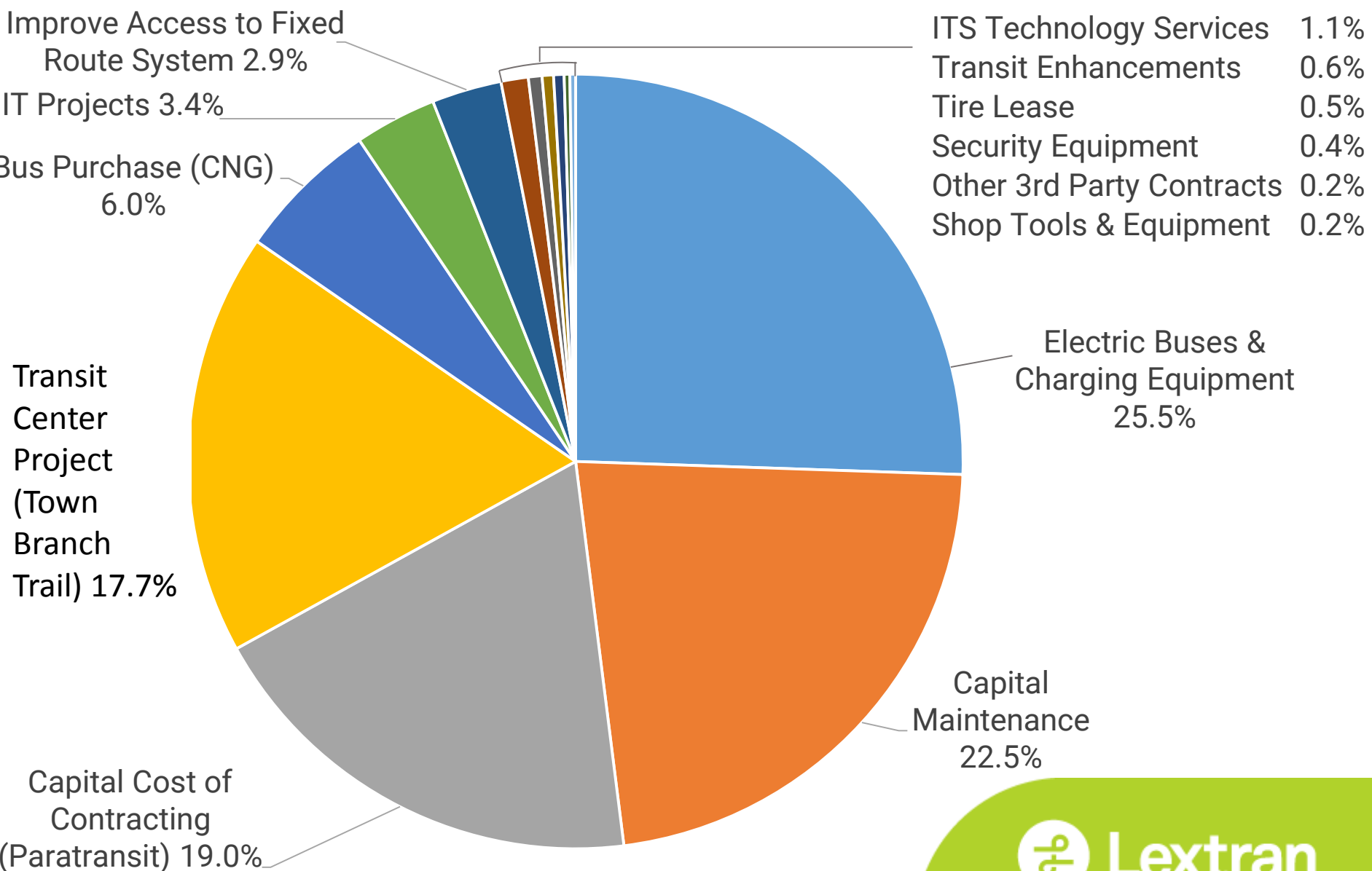
## **5339 Bus and Bus Facilities**

- \$627,785 for this year
- Used to replace, rehabilitate, and purchase buses/facilities (formula)
- Used to make innovations for low or no emission vehicles or facilities (competitive)
- Federal share not to exceed 80%

## **5310 Enhanced Mobility of Seniors & Individuals with Disabilities**

- \$245,931 for this year
- Removes barriers to transportation service and expanding transportation mobility options
- Allocated by formula and then competitively bid per state plan
- 55% used on capital projects; 45% for other programs

# DRAFT Fiscal Year 2020 Capital Budget



DRAFT

Five Year Capital Budget

14

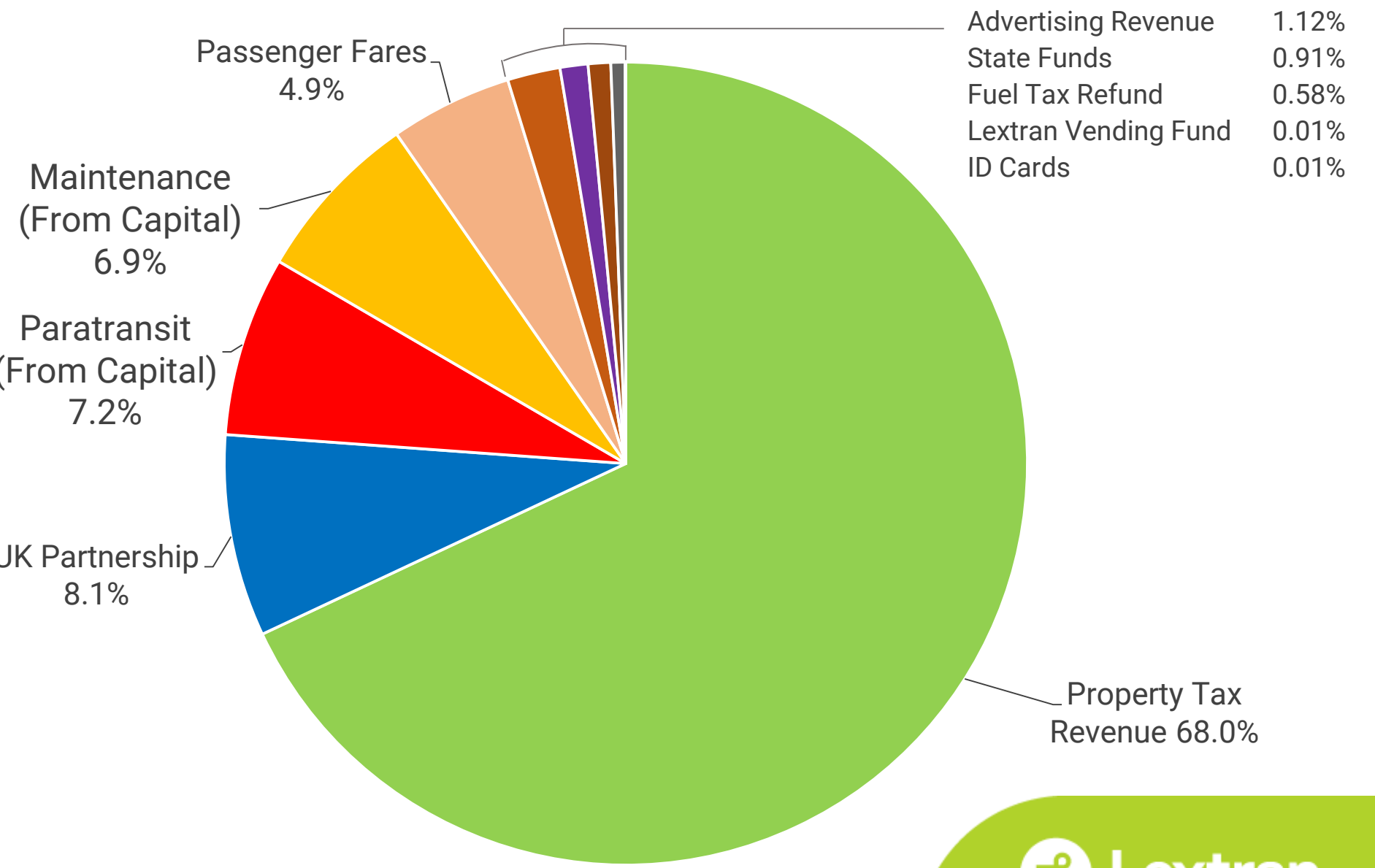
CAPITAL PROJECTS	FY2019	FY2020	FY2021	FY2022	FY2023
Bus Purchase (CNG)	\$627,785	\$627,785	\$784,731	\$784,731	\$784,731
Electric Buses & Charging Station	\$2,694,118	\$0	\$0	\$0	\$0
ITS Technology Services	\$120,000	\$171,000	\$160,000	\$165,000	\$165,000
Service Vehicles	\$0	\$0	\$75,000	\$0	\$105,000
Capital Cost of Contracting (Paratransit)	\$2,000,000	\$2,000,000	\$2,555,689	\$2,529,400	\$2,529,400
Other 3rd Party Contracts (Website, IT, etc.)	\$25,000	\$50,000	\$0	\$0	\$0
Capital Maintenance	\$2,370,431	\$1,862,869	\$2,172,031	\$2,941,799	\$2,895,935
Tire Lease	\$50,000	\$50,000	\$62,500	\$62,500	\$62,500
Town Branch Commons Cooridor Project (TIGER)	\$1,862,500	\$0	\$0	\$0	\$0
Transit Enhancements (Shelters, Benches, Trash Cans)	\$60,000	\$40,000	\$58,678	\$75,000	\$75,000
Improve Access to Fixed Route System (5310 funds)	\$307,414	\$0	\$0	\$0	\$0
Hardware & Software (IT Projects)	\$360,917	\$168,500	\$62,500	\$62,500	\$62,500
Shop Tools & Equipment	\$25,000	\$372,938	\$250,000	\$18,750	\$18,750
Maintenance Facility Upgrades	\$0	\$126,000	\$0	\$0	\$0
Security Equipment	\$45,918	\$46,377	\$58,678	\$58,678	\$58,678
Comprehensive Operational Analysis (COA)	\$0	\$0	\$400,000	\$0	\$0
<b>TOTAL CAPITAL EXPENSES</b>	<b>\$10,549,083</b>	<b>\$5,515,469</b>	<b>\$6,639,807</b>	<b>\$6,698,358</b>	<b>\$6,757,494</b>
Federal Section 5307 Formula Funding	\$4,591,766	\$4,637,684	\$4,684,060	\$4,730,901	\$4,778,210
Section 5339 Bus & Bus Facilities Funding	\$627,785	\$627,785	\$627,785	\$627,785	\$627,785
Section 5339 LoNo Grant (Electric bus)	\$2,290,000	\$0	\$0	\$0	\$0
State Funding (Capital Maintenance)	\$465,500	\$250,000	\$100,000	\$100,000	\$100,000
Section 5310 Enhanced Mobility Seniors/Disabled	\$245,931	\$0	\$0	\$0	\$0
TIGER (Town Branch Commons Corridor Project)	\$892,500	\$0	\$0	\$0	\$0
Local Mass Transit Fund	\$1,435,601	\$0	\$1,227,961	\$1,239,672	\$1,251,499
<b>TOTAL CAPITAL REVENUE</b>	<b>\$10,549,083</b>	<b>\$5,515,469</b>	<b>\$6,639,807</b>	<b>\$6,698,358</b>	<b>\$6,757,494</b>

# Capital Improvement Projects FY 2019-24

- Incorporate six (6) new Gillig CNG into Lextran fleet
- Fleet Replacement Plan for FY 2020
  - One (1) Proterra (from 2017 LoNo)
  - Two (2) Gillig Extended Range from 2018 LoNo
  - Two extended range electric vehicles (CMAQ)
- Continue with RAMP program and Section 5310 projects - boarding areas, benches, shelters, etc.
- Start Transit Center Improvements as part of Town Branch Trail
- Complete upgrades to facility for CNG infrastructure and the Technology and Communications Study



# DRAFT Fiscal Year 2020 Revenue

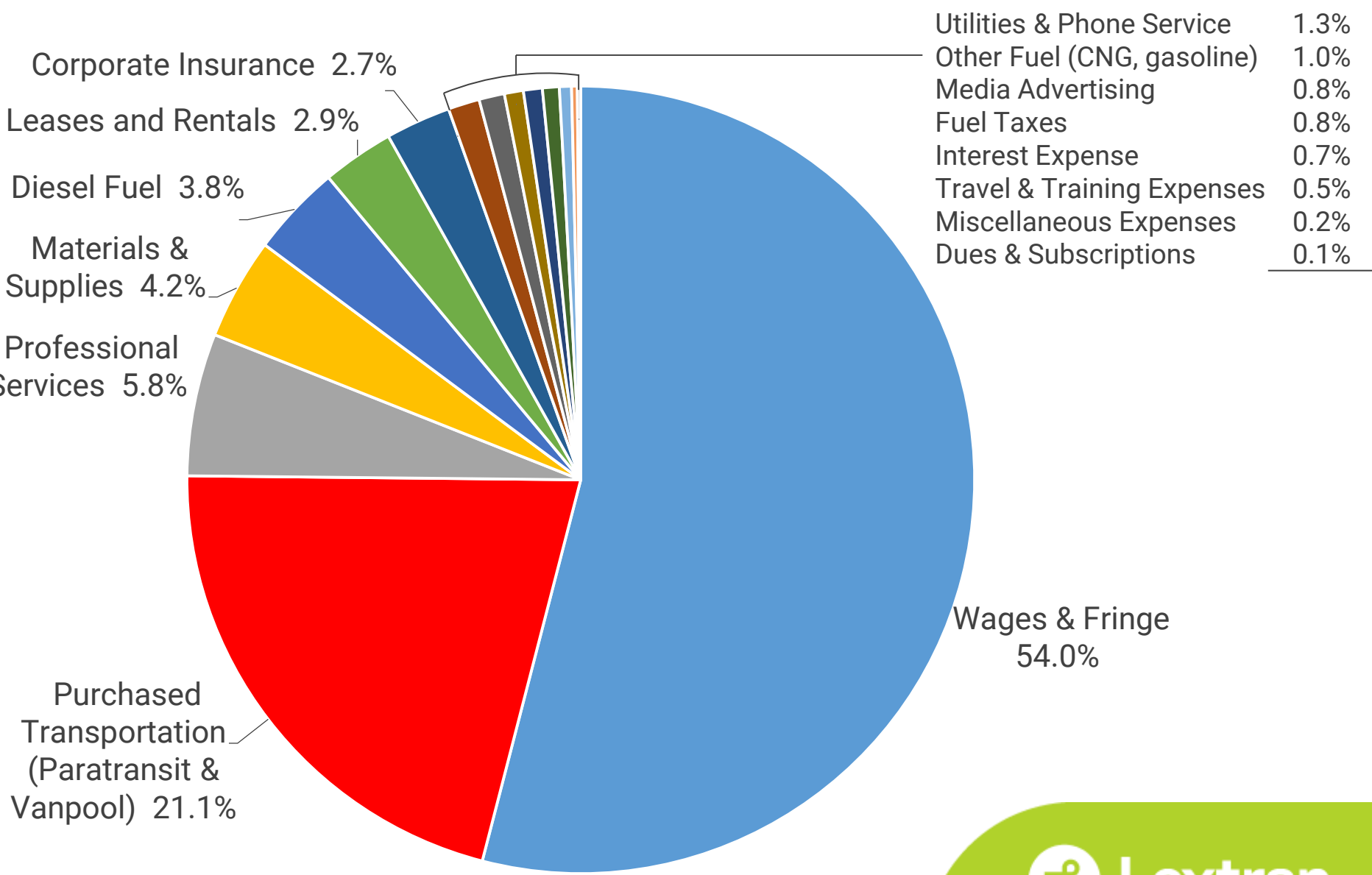


# DRAFT Fiscal Year 2020 Revenue

REVENUE	Proposed FY2020 Budget	Percent of Total Revenue	FY2019 Annual Projection	FY2020 Over/(Under) FY2019 Projection	FY2019 Annual Budget
Property Tax Revenue	\$18,772,115	68.01%	\$17,937,500	\$834,615	\$17,937,500
UK Partnership	\$2,246,209	8.14%	\$2,246,209	\$0	\$2,277,743
Paratransit (From Capital)	\$2,000,000	7.25%	\$2,000,000	\$0	\$2,000,000
Maintenance (From Capital)	\$1,912,869	6.93%	\$1,904,931	\$7,938	\$1,904,931
Passenger Fares	\$1,358,248	4.92%	\$1,330,434	\$27,814	\$1,368,100
Revenue from Lextran Foundation	\$586,091	2.12%	\$573,439	\$12,652	\$573,439
Advertising Revenue	\$310,000	1.12%	\$300,000	\$10,000	\$300,000
State Funds	\$250,000	0.91%	\$465,500	(\$215,500)	\$100,000
Fuel Tax Refund	\$159,000	0.60%	\$152,638	\$6,362	\$162,000
Lextran Vending Fund	\$3,500	0.01%	\$3,300	\$200	\$2,500
ID Cards	\$2,200	0.01%	\$2,200	\$0	\$1,500
<b>Total Revenue</b>	<b>\$27,600,232</b>	<b>100.0%</b>	<b>\$26,916,150</b>	<b>\$684,081</b>	<b>\$26,627,713</b>



# DRAFT Fiscal Year 2020 Expenses



# DRAFT Fiscal Year 2020 Expenses

EXPENSES	Proposed FY2020 Budget	Percent of Total Revenue	FY2019 Annual Projection	FY2020 Over/(Under) FY2019 Projection	FY2019 Annual Budget
Wages & Fringe	\$14,910,617	54.0%	\$14,027,074	\$883,543	\$14,531,285
Purchased Transportation (Paratransit & Vanpool)	\$5,834,440	21.1%	\$5,654,770	\$179,670	\$5,442,200
Professional Services	\$1,613,215	5.8%	\$1,547,851	\$65,364	\$1,499,766
Materials & Supplies	\$1,151,285	4.2%	\$1,210,286	(\$59,001)	\$996,200
Diesel Fuel	\$1,036,000	3.8%	\$1,001,300	\$34,700	\$1,027,900
Leases and Rentals	\$812,809	2.9%	\$801,820	\$10,989	\$801,820
Corporate Insurance	\$738,000	2.7%	\$735,971	\$2,029	\$705,000
Utilities & Phone Service	\$356,196	1.3%	\$339,234	\$16,962	\$453,600
Other Fuel (CNG, gasoline)	\$289,000	1.0%	\$288,306	\$694	\$295,000
Media Advertising	\$215,000	0.8%	\$187,731	\$27,269	\$265,000
Fuel Taxes	\$214,000	0.8%	\$213,676	\$324	\$206,410
Interest Expense	\$190,420	0.7%	\$195,009	(\$4,589)	\$190,420
Travel & Training Expenses	\$136,250	0.5%	\$68,952	\$67,298	\$127,862
Other Miscellaneous Expenses	\$65,000	0.2%	\$48,589	\$16,411	\$50,250
Dues & Subscriptions	\$38,000	0.1%	\$37,000	\$1,000	\$35,000
<b>Total Operating Expenses</b>	<b>\$27,600,232</b>	<b>100.0%</b>	<b>\$26,357,572</b>	<b>\$1,242,661</b>	<b>\$26,627,713</b>

# Outlook for 2020 and Beyond

- Deliver High Quality Product and Service
  - Maintain or increase ridership
  - Aim to be above 90% on-time across the system
- Demonstrate Value to Community
  - Rider-focused improvements
  - Growth of partnerships with community groups
  - Marketing campaign to humanize Lextran's brand
- Manage and Sustain Resources
  - Fleet Rehab & Replacement
  - Strategic service delivery to make sure every dollar counts





**April 17, 2019**

TO: The Board of Directors

FROM: Carrie Butler, General Manager

**SUBJECT: Resolution to Approve Lextran's Fiscal Year 2020 Budget**

Lextran is proud of our mission to “serve people and our community with mobility solutions.” Attached is a package containing the proposed budget for FY2020. The total Operating Budget is \$27,600,232 with a Capital Budget of \$5,515,469, including \$18,772,115 from the Mass Transit Fund.

This budget also includes expected revenues from state and federal sources, including Sections 5307 and 5339 funds for capital maintenance and paratransit expenses. These represent a transfer of 35% and 36% of the total capital budget respectively to the operating budget. The Section 5339 funds will be designated for fleet replacement.

I am requesting that the Board adopt the FY2020 Budget. This budget represents a strong commitment to the citizens of Lexington for the continuous improvement of public transportation and mobility solutions for our community.

If you have any questions, please call me at 255-7756.



**RESOLUTION**

**TRANSIT AUTHORITY OF THE LEXINGTON-FAYETTE  
URBAN COUNTY GOVERNMENT**

**MOTION:** \_\_\_\_\_ **SECOND:** \_\_\_\_\_

**DATE: April 17, 2019 RESOLUTION NO.: 2019-07**

WHEREAS, the Transit Authority of the Lexington-Fayette Urban County Government ("Lextran") has established the attached FY2020 Operating Budget as presented; and

WHEREAS, the total operating FY2020 budget will be \$27,600,232; and

WHEREAS, the Board of Directors of the Transit Authority of the Lexington-Fayette Urban County Government reviewed the proposed budget at a public work session held on April 10, 2019;

NOW, THEREFORE BE IT RESOLVED, that the Board of Directors of the Transit Authority of the Lexington-Fayette Urban County Government hereby adopts the FY2020 Operating Budget, which is attached hereto and incorporated herein by reference, in the amount of \$27,600,232 and directs the staff to advance any grant and/or agreement to maximize non-local funding. The General Manager is authorized to enter into contracts for health insurance, workers compensation insurance, and property and liability insurance for the amounts included in the budget.

\_\_\_\_\_  
Chairperson, Christian Motley

\_\_\_\_\_  
Date

# Rider Amenities at Many Places (RAMP) and Transit Center Update

Lextran Board of Directors  
Meeting

April 17, 2019



**WE SERVE  
PEOPLE  
AND OUR  
COMMUNITY  
WITH MOBILITY  
SOLUTIONS.**



# R.A.M.P. Progress

- Route Facilities Inventory
- Public meeting held in June of 2018 that focused on accessible stops
- Enhanced Mobility of Seniors and Individuals with Disabilities - Section 5310 awards for FY2016-FY2017 and FY2018-2019
- Procuring a contract for benches and shelters
- Procuring a contractor
- A continued effort to expand and create partnerships for rider amenities



# Section 5310 Awards

- \$504,516 in total funds for design and construction to enhance accessibility at bus stops
  - FY16 & FY17 proposal called for the creation of a priority list of 30 stops, with funding to address 20 stops
  - FY18 & FY19 proposal extended the priority list to 50 stops and included design funds for uniquely challenging stops
- Criteria for stop prioritization included:
  - Route facilities inventory accessibility evaluation completed in the summer of 2018
  - Public meeting for accessible stops in June of 2018
  - Ridership activity, both boardings and alightings
  - Coordination with LFUCG and KYTC construction schedules
  - Potential for additional pedestrian infrastructure
  - Access to local services

# Richmond Road Inbound at 2907



- No Ramps
- No sidewalks
- No service road crosswalk
- Closest Richmond Road crosswalk is at Locust Hill
- Grade change
  - Steep slope for pedestrian paths
  - Drainage concerns
- Existing bench is close to traffic

# Richmond Road Inbound at 2907

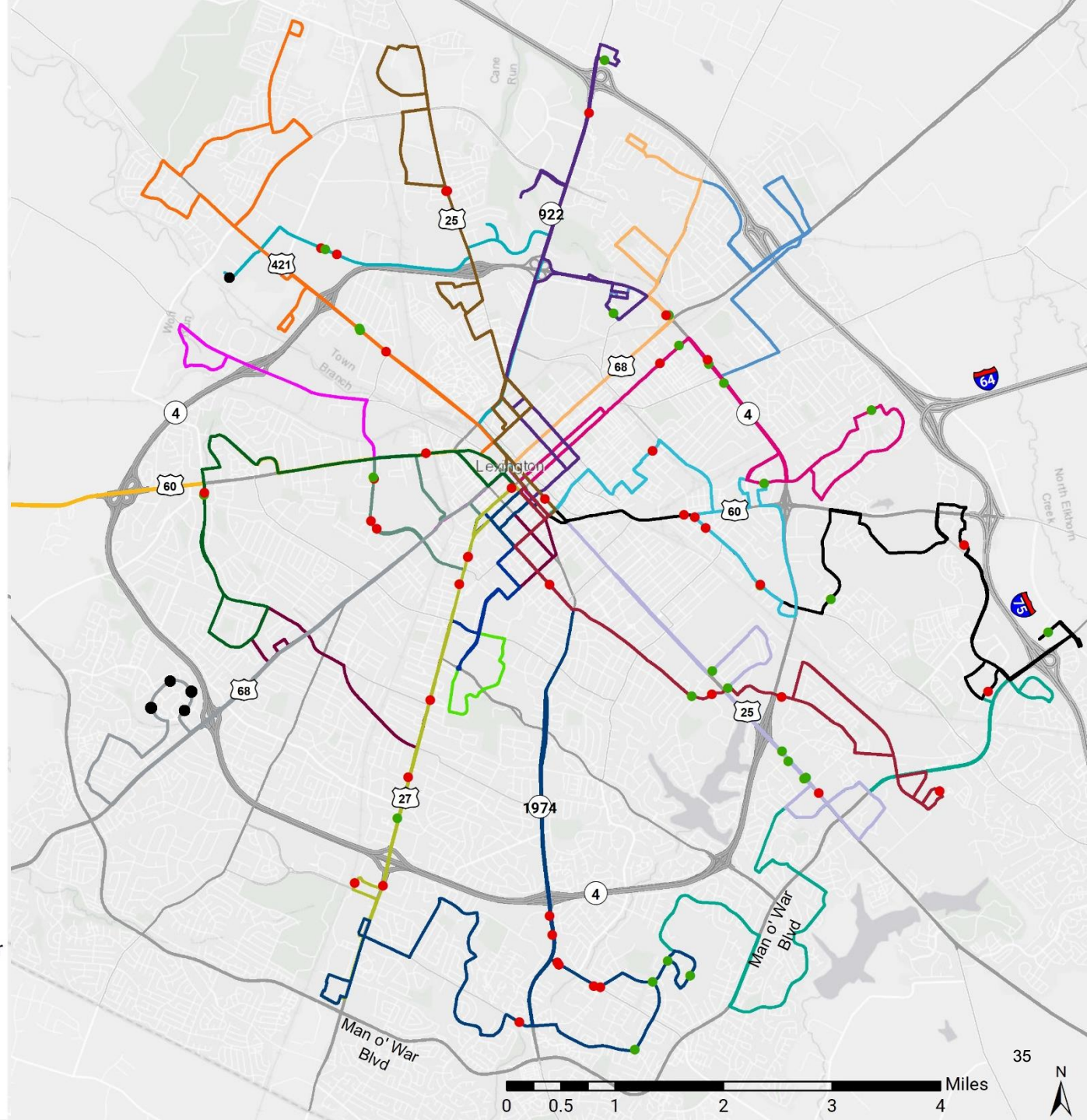


- No Ramps
- No sidewalks
- No service road crosswalk
- Closest Richmond Road crosswalk is at Locust Hill
- Grade change
  - Steep slope for pedestrian paths
  - Drainage concerns
- Existing bench is close to traffic




## R.A.M.P. Bus Stop Map

- Partnership Shelter
- FY17 5310 Award
- FY19 5310 Award
- Route 1 Woodhill
- Route 2 Georgetown Rd
- Route 3 Tates Creek
- Route 4 Newtown Pike
- Route 5 Nicholasville Rd
- Route 6 North Broadway
- Route 7 North Limestone
- Route 8 Versailles Rd
- Route 9 Eastland
- Route 10 Hamburg
- Route 11 Richmond Rd
- Route 12 Leestown Rd
- Route 13 South Broadway
- Route 14 UK Blue/White
- Route 15 Red Mile
- Route 16 Southland Drive
- Route 17 Northside Connector
- Route 18 Centre Parkway Connector
- Route 21 Airport Keeneland
- Route 22 Mercer Rd
- Route 24 Old Frankfort Pike
- Route 26 Greg Page



# Transit Center Improvements



- Town Branch Trail
  - Priority signal for buses departing the transit center
  - Placemaking at bus bays
  - Two signalized pedestrian crosswalks across Vine Street
  - Decorative lighting with help from the UK College of Design
  - Signage and wayfinding across the platform
  - Deep cleaning and painting
  - Truncated domes along bus bays
- Technology and Security Refresh
  - Real-time arrival and departure screens along platform
  - Upgraded security cameras

**April 17, 2019**

TO: The Board of Directors

FROM: Carrie Butler, General Manager

**SUBJECT: Resolution to Award a Contract for Bus Stop Enhancements**

Attached is a resolution requesting authority to award a contract for the provision of bus stop enhancements.

RFP 1812 was issued December 31, 2018 with proposals received on February 7, 2019. A staff evaluation committee reviewed and approved the proposals for compliance and responsiveness. Responsive proposals were received from two (2) qualified proposers:

- Hoeworx, LLC
- S&D Construction Management

An evaluation committee ranked the proposals received. S&D Construction Management received the highest ranking and is recommended to be awarded the contract per the terms of their proposal and RFP 1812.

The total cost of all enhancements is not-to-exceed \$160,028.20. The term of the contract awarded will be for one (1) year.

If you have any questions or wish to review RFP 1812 or the proposal from S&D Construction Management, please contact me at 255-7756.



**RESOLUTION****TRANSIT AUTHORITY OF THE LEXINGTON-FAYETTE  
URBAN COUNTY GOVERNMENT****MOTION:** \_\_\_\_\_ **SECOND:** \_\_\_\_\_**DATE:** April 17, 2019 **RESOLUTION NO.:** 2019-08

**WHEREAS**, the Transit Authority of the Lexington-Fayette Urban County Government (Lextran) issued RFP 1812 for the provision of bus stop enhancements, and;

**WHEREAS**, RFP 1812 resulted in responsive proposals from two (2) qualified proposers, and;

**WHEREAS**, the proposal from S&D Construction Management was the highest ranked proposal;

**NOW, THEREFORE, BE IT RESOLVED**, that the Board of Directors of the Transit Authority of the Lexington-Fayette Urban County Government (Lextran) hereby authorizes and directs the General Manager to execute a contract with S&D Construction Management for the provision of bus stop enhancements as per the terms of RFP 1812 and the proposal submitted by S&D Construction Management, which are incorporated herein by reference. The total cost shall not exceed \$160,028.20. The term of the contract shall be for one (1) year.

\_\_\_\_\_  
Christian Motley – Chairperson\_\_\_\_\_  
Date

**April 17, 2019**

TO: The Board of Directors

FROM: Carrie Butler, General Manager

**SUBJECT: Resolution to Award a Contract for Bus Shelters**

Attached is a resolution requesting authority to award a contract for the provision of bus shelters.

RFP 1810 was issued November 26, 2018 with proposals received on January 17, 2019. A staff evaluation committee reviewed and approved the proposals for compliance and responsiveness. Responsive proposals were received from two (2) qualified proposers:

- Brasco International, Inc.
- Indoff

An evaluation committee ranked the proposals received. Brasco International received the highest ranking and is recommended to be awarded the contract per the terms of their proposal and RFP 1810.

Pricing will vary depending upon the style of shelter chosen. A 5' x 10' Eclipse Aluminum shelter shall not exceed \$7,475. A 5' x 10' Slimline Aluminum shelter shall not exceed \$4,750. Other shelter models are also available. The following accessories are also available and shall not exceed the listed prices:

- 4' Eclipse bench – \$525
- 6' Eclipse bench – \$650
- 8' Eclipse bench – \$825
- Eclipse bench backrest – \$100 per foot
- 5' Wall Mount Aluminum bench – \$250
- Complete Solar Powered Lighting Package – \$1,475
- SolStop with 20 watt Solar Panel, 9' pole, 5 watt LED light, battery, timer, push button – \$1,575
- 4' x 6' Advertising Display Box for side wall – \$1,450
- 18" x 24" Map Case with Grommet Attachment – \$425
- 18" x 24" Map Case – \$275
- 34 gallon Perforated Metal Trash or Recycling Receptacle with dome lid and liner – \$750

Pricing is good for one (1) year and then will be adjusted with the Producer Price Index (PPI) for additional years. The term of the contract awarded will be for five (5) years.

If you have any questions or wish to review RFP 1810 or the proposal from Brasco International, please contact me at 255-7756.



**RESOLUTION****TRANSIT AUTHORITY OF THE LEXINGTON-FAYETTE  
URBAN COUNTY GOVERNMENT****MOTION:** \_\_\_\_\_ **SECOND:** \_\_\_\_\_**DATE:** April 17, 2019 **RESOLUTION NO.:** 2019-09

**WHEREAS**, the Transit Authority of the Lexington-Fayette Urban County Government (Lextran) issued RFP 1810 for the provision of bus shelters, and;

**WHEREAS**, RFP 1810 resulted in responsive proposals from two (2) qualified proposers, and;

**WHEREAS**, the proposal from Brasco International, Inc. was the highest ranked proposal;

**NOW, THEREFORE, BE IT RESOLVED**, that the Board of Directors of the Transit Authority of the Lexington-Fayette Urban County Government (Lextran) hereby authorizes and directs the General Manager to execute a contract with Brasco International, Inc. for the provision of bus shelters as per the terms of RFP 1810 and the proposal submitted by Brasco International, Inc., which are incorporated herein by reference. Pricing will vary depending upon the style of shelter chosen. A 5' x 10' Eclipse Aluminum shelter shall not exceed \$7,475. A 5' x 10' Slimline Aluminum shelter shall not exceed \$4,750. Other shelter models are also available. The following accessories are also available and shall not exceed the listed prices:

- 4' Eclipse bench – \$525
- 6' Eclipse bench – \$650
- 8' Eclipse bench – \$825
- Eclipse bench backrest – \$100 per foot
- 5' Wall Mount Aluminum bench – \$250
- Complete Solar Powered Lighting Package – \$1,475
- SolStop with 20 watt Solar Panel, 9' pole, 5 watt LED light, battery, timer, push button – \$1,575
- 4' x 6' Advertising Display Box for side wall – \$1,450
- 18" x 24" Map Case with Grommet Attachment – \$425
- 18" x 24" Map Case – \$275
- 34 gallon Perforated Metal Trash or Recycling Receptacle with dome lid and liner – \$750

Pricing is good for one (1) year and then will be adjusted with the Producer Price Index (PPI) for additional years. The term of the contract shall be for five (5) years.

\_\_\_\_\_  
Christian Motley – Chairperson\_\_\_\_\_  
Date

**April 17, 2019**

TO: The Board of Directors

FROM: Carrie Butler, General Manager

**SUBJECT: Resolution to Authorize a Line of Credit**

Attached is a resolution requesting authority for the execution, delivery, and performance of a revolving note ("line of credit") in favor of Fifth Third Bank in the initial aggregate outstanding principal amount not to exceed \$1,000,000. This line of credit will be put in place to accommodate the Authority's ongoing cash flow needs.

The Board approved Resolution 2018-08 on April 18, 2018 for a \$1,000,000 line of credit. That note will expire on April 23, 2019.

If you have any questions, please contact me at 255-7756.

**RESOLUTION****TRANSIT AUTHORITY OF THE LEXINGTON-FAYETTE  
URBAN COUNTY GOVERNMENT****MOTION:** \_\_\_\_\_ **SECOND:** \_\_\_\_\_**DATE:** April 17, 2019 **RESOLUTION NO.:** 2019-10

A RESOLUTION OF THE BOARD OF DIRECTORS OF THE TRANSIT AUTHORITY OF THE LEXINGTON-FAYETTE URBAN COUNTY GOVERNMENT AUTHORIZING THE EXECUTION, DELIVERY AND PERFORMANCE BY THE TRANSIT AUTHORITY OF THE LEXINGTON-FAYETTE URBAN COUNTY GOVERNMENT OF AN AMENDED AND RESTATED REVOLVING NOTE IN FAVOR OF FIFTH THIRD BANK IN THE FACE PRINCIPAL AMOUNT NOT TO EXCEED \$1,000,000.00.

WHEREAS, the Transit Authority of the Lexington-Fayette Urban County Government (the "Authority"), is a mass transit authority and political subdivision and body corporate of the Commonwealth of Kentucky, duly organized and validly existing under the provisions of Section 96A of the Kentucky Revised Statutes, as amended (the "Act"); and

WHEREAS, the Authority is currently indebted to Fifth Third Bank, an Ohio banking corporation (the "Lender"), in the principal amount of \$1,000,000.00 (the "Revolving Loan") pursuant to that certain Revolving Note, dated April 20, 2018, made by the Authority in favor of the Lender (the "Original Note"), the proceeds of which are being used by the Authority to accommodate the Authority's ongoing cash flow needs in accordance with all applicable provisions of Kentucky law; and

WHEREAS, the Authority has solicited from the Lender and the Lender has agreed to renew the Original Revolving Note; and

WHEREAS, the Authority has determined that it is necessary and desirable at this time for the Authority to authorize the execution and delivery of each of the financing documents between the Lender and the Authority related to the foregoing renewal of the Original Revolving Note.

NOW THEREFORE, BE IT RESOLVED BY THE BOARD OF DIRECTORS OF THE TRANSIT AUTHORITY OF THE LEXINGTON-FAYETTE URBAN COUNTY GOVERNMENT, AS FOLLOWS:

SECTION 1. That the preambles of this Resolution be incorporated as an integral part of this Resolution, to the same extent as if repeated herein verbatim, it being declared that the findings and statements of fact set forth in such preambles are true and accurate in all material respects.

SECTION 2. That that certain Renewed Revolving Promissory Note, dated on or about the date hereof, in the face principal amount of \$1,000,000.00, made by the Authority in favor of the Lender, in the form attached hereto as Annex A and made a part hereof (the "Renewed Revolving Note"), is hereby authorized and approved. It is hereby found and determined that the Renewed Revolving Note is to be issued and delivered in

furtherance of proper public purposes of the Authority. It is further determined that it is necessary and desirable and in the best interests of the Authority to issue and deliver the Renewed Revolving Note for the purposes therein specified, and the issuance, execution and delivery of the Renewed Revolving Note is hereby authorized and approved. Each of the Chairman and General Manager of the Authority are hereby authorized to execute and deliver the Renewed Revolving Note, together with such other agreements, instruments or certifications which may be necessary to accomplish the transactions contemplated by the Renewed Revolving Note, with such changes in the Renewed Revolving Note not inconsistent with this Resolution and not substantially adverse to the Authority as may be approved by the officials executing the same on behalf of the Authority. The approval of such changes by said officials, and that such are not substantially adverse to the Authority, shall be conclusively evidenced by the execution and delivery of such Revolving Note by such officials.

SECTION 3. That if any section, paragraph, clause or provision of this Resolution shall be held invalid, the invalidity of such section, paragraph, clause or provision shall not affect any of the remaining provisions.

SECTION 4. That all resolutions, orders or parts thereof in conflict with the provisions of this Resolution are, to the extent of such conflict, hereby repealed.

SECTION 5. That this Resolution shall be in full force and effect from and after its adoption.

This Resolution was introduced, seconded and adopted at a duly convened meeting of the Board of Directors held on April 17, 2019.

---

Christian Motley – Chairperson

---

Date

**BALANCE SHEET**  
as of March 31, 2019

	<b>Current Year-To-Date</b>	<b>Last Year-to-Date</b>
<b>Assets</b>		
Current assets		
Operating Cash	\$16,318,033	\$15,521,461
Project Loan Account	\$1,145,044	\$1,145,044
Accounts receivable	\$4,086,442	\$1,832,087
Inventory	\$652,921	\$472,887
Net pension asset	\$1,063,260	\$1,331,841
Work in process	\$473,878	\$2,772,414
Prepaid	\$347,162	\$356,890
Total Current Assets	<u>\$24,086,740</u>	<u>\$23,432,625</u>
Long term note - Lextran Foundation Inc.	\$8,355,000	\$8,355,000
Net capital and related assets	\$26,358,871	\$26,632,578
<b>Total Assets</b>	<u><u>\$58,800,611</u></u>	<u><u>\$58,420,202</u></u>
<b>Liabilities</b>		
Current liabilities		
Accounts payable	\$2,727,386	\$2,556,270
Payroll liabilities	\$835,712	\$639,466
Short term note - Fifth Third Bank	\$932,278	\$904,578
Total Current Liabilities	<u>\$4,495,376</u>	<u>\$4,100,315</u>
Long term note - Fifth Third Bank	\$5,142,173	\$6,074,451
<b>Net Position</b>	\$49,163,062	\$48,245,436
<b>Total Liabilities and Net Position</b>	<u><u>\$58,800,611</u></u>	<u><u>\$58,420,202</u></u>

**STATEMENT OF REVENUES, EXPENSES AND CHANGE IN NET POSITION**
**March 2019**
**FY 2019**

				<b>FY 2018</b>
<b>Revenues</b>	<b>Actual</b>	<b>Budget</b>	<b>Variance</b>	<b>Actual</b>
Property taxes	\$17,719,772	\$16,879,188	\$840,585	\$17,039,171
Passenger revenue	\$981,062	\$1,028,825	(\$47,763)	\$991,552
Federal funds	\$3,904,931	\$3,514,437	\$390,494	\$3,800,872
State funds	\$465,500	\$100,000	\$365,500	\$350,000
Advertising revenue	\$260,000	\$260,000	\$0	\$260,155
Other revenue	\$1,817,868	\$1,832,807	(\$14,938)	\$1,626,421
<b>Total Revenues</b>	<b>\$25,149,133</b>	<b>\$23,615,256</b>	<b>\$1,533,877</b>	<b>\$24,068,171</b>
<b>Expenses</b>				
Wages	\$6,833,960	\$6,929,695	(\$95,735)	\$6,623,445
Fringe benefits	\$3,783,034	\$3,993,200	(\$210,166)	\$3,750,533
Professional services	\$1,165,779	\$1,134,362	\$31,417	\$744,514
Materials and supplies	\$878,284	\$724,650	\$153,634	\$916,807
Fuel-Diesel	\$770,915	\$793,425	(\$22,510)	\$702,751
Fuel-Other	\$209,360	\$221,250	(\$11,890)	\$184,183
Utilities - Facilities	\$197,672	\$275,625	(\$77,953)	\$246,382
Utilities - Electric Bus	\$57,310	\$64,575	(\$7,265)	\$66,765
Insurance	\$559,487	\$528,750	\$30,737	\$544,528
Fuel taxes	\$159,203	\$154,807	\$4,395	\$155,568
Paratransit Expenses	\$4,302,800	\$4,056,150	\$246,650	\$4,008,441
Vanpool Expenses	\$20,570	\$25,500	(\$4,930)	\$24,000
Dues and subscriptions	\$37,490	\$33,650	\$3,840	\$33,181
Travel, training and meetings	\$57,824	\$95,897	(\$38,073)	\$63,621
Media advertising	\$58,339	\$198,750	(\$140,411)	\$127,706
Miscellaneous	\$37,268	\$37,688	(\$419)	\$15,149
Interest Expense	\$145,398	\$142,815	\$2,583	\$167,791
Leases and rentals	\$668,520	\$601,365	\$67,155	\$592,315
Depreciation	\$2,729,301	\$2,729,301	\$0	\$2,923,933
<b>Total Expenses</b>	<b>\$22,672,514</b>	<b>\$22,741,455</b>	<b>(\$68,940)</b>	<b>\$21,891,613</b>
<b>Change in Net Position</b>	<b>\$2,476,619</b>	<b>\$873,802</b>	<b>\$1,602,818</b>	<b>\$2,176,558</b>

**Notes:**

Average price of diesel fuel for FY2019 - \$2.23; Latest price of diesel fuel (April 11, 2019) - \$2.29

Latest price of CNG diesel gallon equivalent - \$1.15

## MEMORANDUM

To: Board of Directors  
From: Carrie Butler, General Manager  
Date: April 17, 2019  
Re: General Manager's Report for the Period of March 2019

### **Budget Statistics**

Total revenue for March 2019, was \$1,129,069 and the expenditures totaled \$2,293,696. This resulted in a difference of (\$1,164,627) for the month. For a year to date comparison, with expenditures subtracted from revenues, the under budget variance is \$1,602,818.

### **American Public Transportation Association (APTA) Legislative Conference**

From March 17-19, Carrie Butler and Jill Barnett attended the APTA annual Legislative Conference in Washington, D.C. In addition to the conference schedule, meetings were held with representatives from the offices of Congressman Andy Barr, Senator Mitch McConnell, and Senator Rand Paul, as well as the Research Grant Manager from Federal Transit Administration (FTA).

### **Community Involvement**

- Boys and Girls Club Reality Fair – March 5
- 'How to Ride' Children's Tree of Knowledge – March 6
- Video with Lexington Children's Theatre for First5Lex March Book Madness – March 7
- 'How to Ride' Village Branch Library – March 9
- 'How to Ride' Briarwood Apartments – March 11
- College and Career Conference – Lexington Traditional Magnet School – March 12
- Transit Driver Appreciation Day – March 18
- Career Day – Garden Springs Elementary – March 22
- Career Day – Southern Elementary – March 22
- 'How to Ride On Board' – Family Care Center JAG KY – March 26
- West End Spring Festival – March 26
- On the Table Host – March 27
- Community Resource Fair – Cardinal Valley with Partners for Youth – March 28

### **EMERGE 2019 Conference**

Carrie Butler participated in the EMERGE 2019 Conference as a panelist related to the future of traffic and mobility in Lexington at a session entitled "Life Without Your Own Car."

### **Labor Relations**

On Friday March 15, the monthly Labor-Management Committee meeting was held. Process for expedited arbitration and mediation were discussed. There were two grievances submitted in the month of March.

## **Meetings / Updates**

In March, Lextran representatives participated in the following (external) meetings:

- Senior Services Commission Meeting – March 1
- Kentucky Infrastructure Coalition Meeting – March 2
- Electric Bus & Charging Station Information Session for Mid-South Transportation & Parking Association – March 4
- On the Table Host Information Session – Race & Belonging – March 5
- Women Leading Kentucky ft. Mayor Linda Gorton – March 6
- Meeting with 11<sup>th</sup> District Council Member Jennifer Reynolds – March 7
- Meeting with Mayor Linda Gorton – March 7
- Commission for People with Disabilities Meeting – March 11
- Bluegrass Society for Human Resource Management (monthly meeting) – March 12
- Downtown Lexington Partnership Annual Meeting – March 25
- MPO Transportation Plan Public Meeting – March 26
- Town Branch Park Partners Meeting – March 26
- APTA Environmental Management Systems Working Group – March 27

## **Transit Driver Appreciation Day**

Monday, March 18<sup>th</sup>, transit agencies across the country celebrated Transit Driver Appreciation Day. Lextran's marketing and training teams created a video featuring Jill Barnett and Carrie Butler learning what it takes to operate a bus and sharing their feedback from the experience. Lextran collaborated with UK Transportation using the hashtag #UKYTDAD on social media.

## **Procurement Update**

- An RFP for bus engine rebuilds was issued on February 11, 2019. Three proposals were received, but the pricing was not advantageous for Lextran. This RFP will be republished on April 29, 2019 with a modified scope of work. This is now expected to be a July resolution.
- An RFP for body shop services was issued on February 18, 2019. This was intended to be an April resolution, but we did not receive sufficient responsive proposals. This RFP will be republished with a slightly modified scope of work on April 22, 2019. This is now expected to be a July resolution.
- An RFP for customer service training and employee development was issued on February 25, 2019. The pre-proposal conference was held on March 14, 2019. Proposals were due April 4, 2019. This is expected to be a May resolution.
- An RFP for electric motor parts was issued on April 15, 2019. There will be a pre-proposal conference on May 2, 2019. Proposals are due May 24, 2019. This is expected to be a June resolution.
- An RFP for an employee compensation and classification study will be published in April with proposals due in June. This is expected to be awarded in July.
- An RFP for on-call architectural and engineering services will be published in May with proposals due in June. This is expected to be a July resolution.



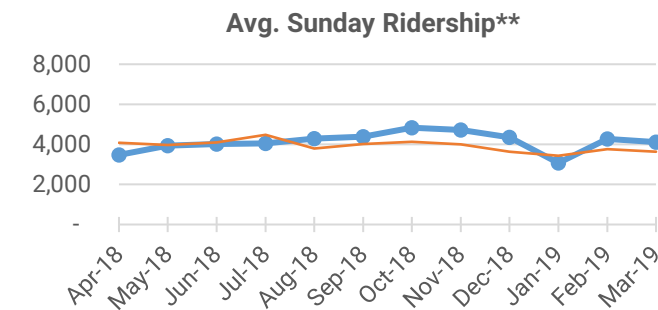
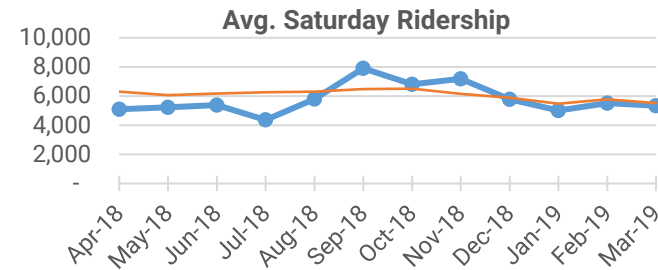
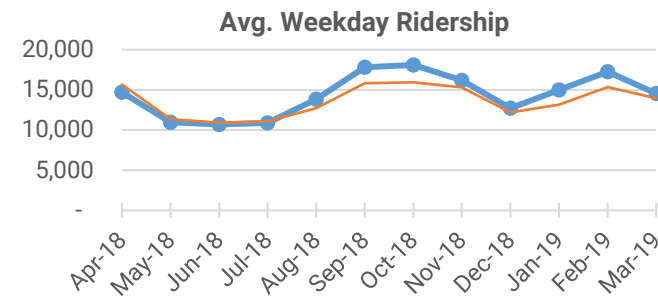
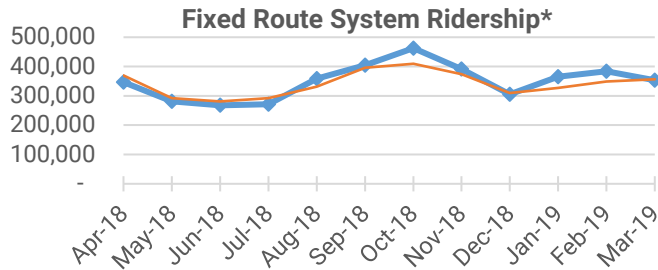
- Work continues on an RFP for a technology consultant which will focus on upgrading or replacing Lextran's current radio system and other on-board technology.
- Work continues on an RFP for a customer service/community survey.

### **Recruitment Activities**

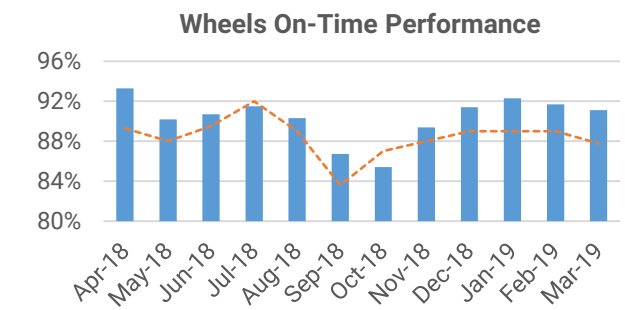
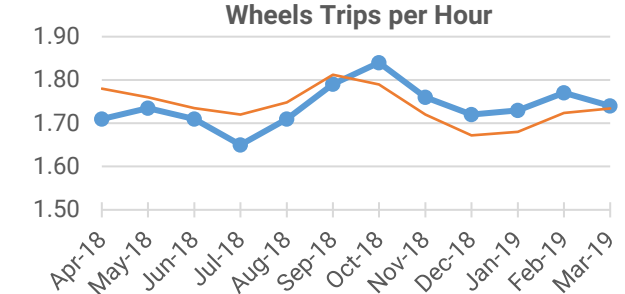
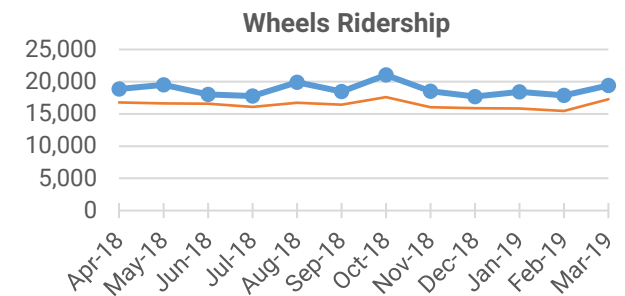
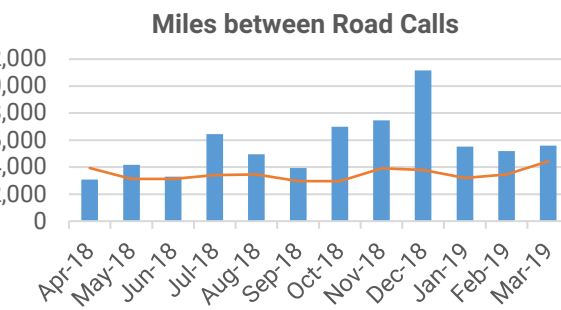
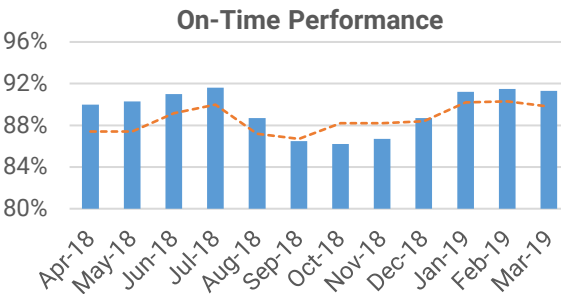
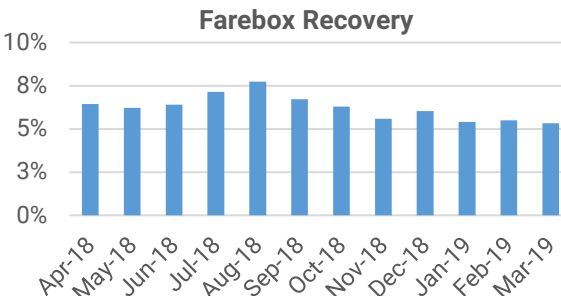
- Applications received: 47
  - Administrative Projects Coordinator: 5
  - Bus Operator: 13
  - Maintenance Mechanic: 3
  - Maintenance Shift Supervisor: 3
  - Service Worker: 9
  - Transportation Supervisor: 4
  - Utility Worker: 10
- Interviews: 13
  - Customer Service Representative: 2
  - Administrative Projects Coordinator: 6
  - Transportation Supervisor: 5
- New Hires: 12
  - Planning Coordinator: 1
  - Service Worker: 1
  - Bus Operator: 10

### **Training Activities**

- Smith Systems Training: 38
- Operator Refresher Training: 30
- Drug and Alcohol Training: 15
- Proterra A/C Training: 24
- Severe Weather Shelter Change Maintenance Training: 42
- New Hire Orientation: 15
- New Hire CDL Training: 9
- CDL Road Test: 2
- Accident Remedial Training: 2
- Coaching Sessions: 3
- Trail Check Review: 15



Performance Indicator	Lextran Fixed Route System			Wheels		
	This Month	FY19 YTD	FY18 YTD	This Month	FY19 YTD	FY18 YTD
Total Ridership	352,855	3,297,780	3,003,217	19,424	169,173	200,255
Total Revenue Miles	156,806	1,381,366	1,293,265	136,335	1,219,315	1,537,732
Total Revenue Hours	16,677	147,129	147,622	11,158	96,912	115,693
Pass. per Mile	2.25	2.39	2.32	0.14	0.14	0.13
Pass. per Hour	21.16	22.41	20.34	1.74	1.75	1.73

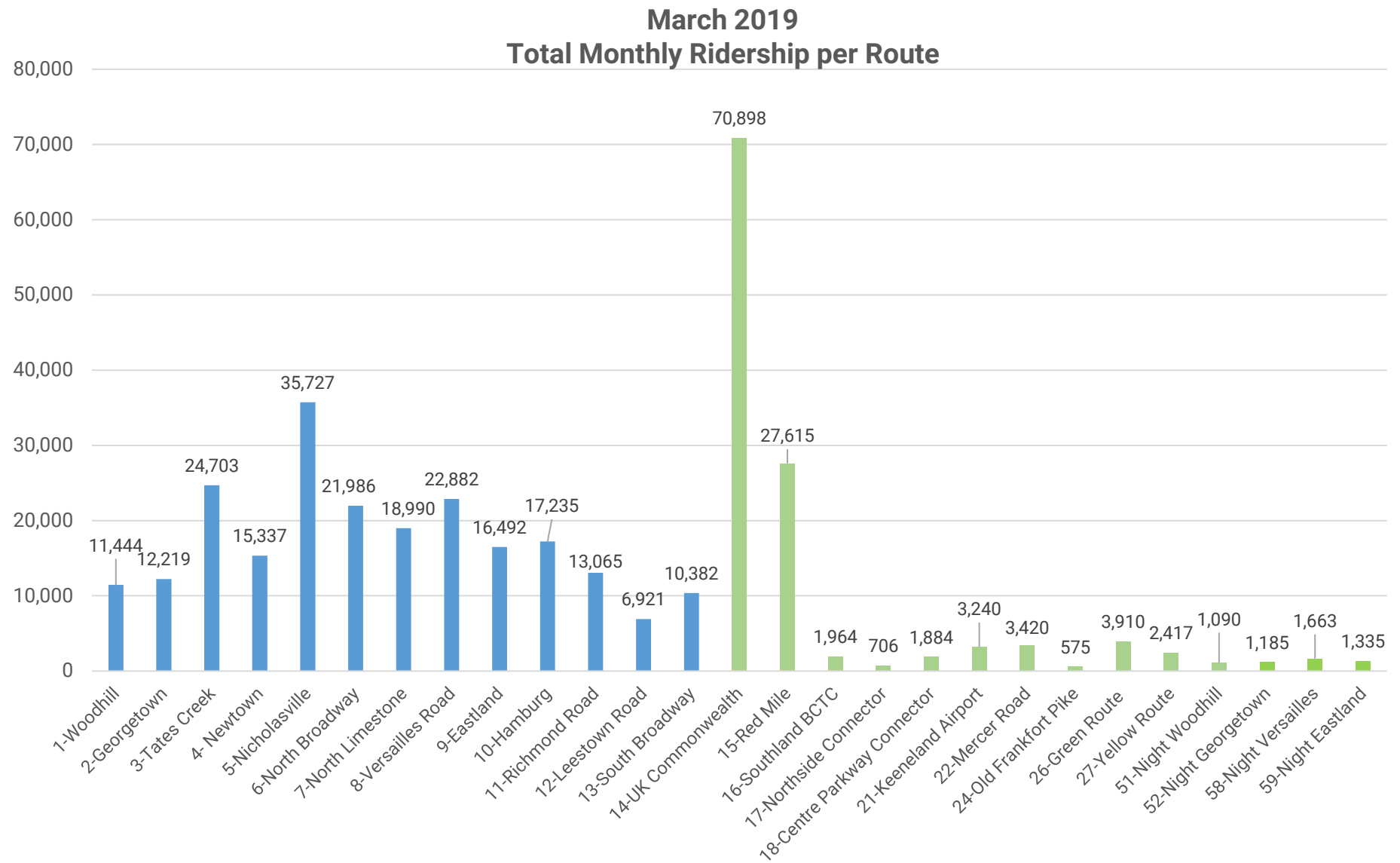


— Monthly average for the previous four years.

..... Monthly median for the previous four years.

\*Ridership for April and October used a mixture of farebox and automatic passenger count data. 49

Route Performance Indicators								
Route Name	Total Cost	Net Cost	Net Total Cost per Hour	Passengers per Mile	Passengers per Hour	Net Cost per Passenger	Farebox Recovery Rate	On-Time Performance
8-Versailles Road	\$78,025	\$68,018	\$94.00	3.25	31.62	\$2.97	12.8%	96.4%
6-North Broadway	\$83,191	\$73,824	\$93.05	3.13	27.71	\$3.36	11.3%	93.5%
7-North Limestone	\$77,089	\$69,616	\$94.81	2.91	25.86	\$3.67	9.7%	95.1%
9-Eastland	\$71,690	\$66,099	\$91.97	3.12	22.95	\$4.01	7.8%	94.5%
5-Nicholasville	\$162,820	\$151,943	\$96.45	2.70	22.68	\$4.25	6.7%	89.3%
4- Newtown	\$87,602	\$82,614	\$102.75	1.90	19.08	\$5.39	5.7%	88.0%
11-Richmond Road	\$77,895	\$73,034	\$103.28	1.78	18.47	\$5.59	6.2%	97.2%
13-South Broadway	\$62,806	\$59,635	\$104.12	1.77	18.13	\$5.74	5.0%	92.2%
3-Tates Creek	\$160,406	\$151,071	\$105.92	1.56	17.32	\$6.12	5.8%	90.3%
1-Woodhill	\$72,411	\$68,360	\$102.80	1.72	17.21	\$5.97	5.6%	94.7%
2-Georgetown	\$76,691	\$72,481	\$101.44	1.79	17.10	\$5.93	5.5%	95.2%
10-Hamburg	\$125,788	\$119,661	\$103.26	1.50	14.87	\$6.94	4.9%	89.6%
12-Leestown Road	\$73,518	\$70,791	\$111.62	0.90	10.91	\$10.23	3.7%	95.9%
14-UK Commonwealth	\$192,651	\$192,651	\$98.03	5.26	36.08	\$2.72	0.0%	NA
27-Yellow Route	\$8,984	\$8,984	\$96.67	4.03	26.01	\$3.72	0.0%	NA
15-Red Mile	\$115,773	\$115,185	\$100.51	3.12	24.10	\$4.17	0.5%	84.9%
26-Green Route	\$36,919	\$36,919	\$100.25	1.41	10.62	\$9.44	0.0%	NA
18-Centre Parkway Connector	\$44,311	\$42,774	\$116.66	0.38	5.14	\$22.70	3.5%	91.4%
17-Northside Connector	\$19,989	\$19,363	\$115.80	0.32	4.22	\$27.43	3.1%	92.4%
58-Night Versailles	\$8,979	\$8,332	\$118.96	1.51	23.74	\$5.01	7.2%	90.5%
59-Night Eastland	\$7,750	\$7,272	\$103.83	1.81	19.06	\$5.45	6.2%	95.0%
52-Night Georgetown	\$8,525	\$8,093	\$117.64	1.19	17.23	\$6.83	5.1%	90.8%
51-Night Woodhill	\$8,154	\$7,697	\$109.90	1.27	15.56	\$7.06	5.6%	85.4%
22-Mercer Road	\$33,570	\$32,151	\$106.97	1.05	11.38	\$9.40	4.2%	95.2%
21-Keeneland Airport	\$38,256	\$36,501	\$111.98	0.79	9.94	\$11.27	4.6%	93.6%
16-Southland BCTC	\$27,987	\$27,462	\$104.64	0.80	7.48	\$13.98	1.9%	84.9%
24-Old Frankfort Pike	\$18,258	\$17,845	\$102.20	0.38	3.29	\$31.03	2.3%	90.2%
<b>Total</b>	<b>\$1,780,039</b>	<b>\$1,688,376</b>	<b>\$101.24</b>	<b>2.23</b>	<b>20.94</b>	<b>\$4.83</b>	<b>5.1%</b>	<b>91.3%</b>
Note: Route 14 UK Commonwealth, Route 26 Green Route, and Route 27 Yellow Route do not collect fares.								
Note: Farebox revenues for night routes are allocated to their former route for December.								



### March Safety, Maintenance, and Operations Indicators

Indicator	Lextran Fixed Route System			Wheels		
	This Month	FY19 YTD	FY18 YTD	This Month	FY19 YTD	FY18 YTD
Preventable Accidents	2	19	33	3	19	13
Non-Preventable Accidents	3	29	48	3	14	12
Accident Frequency Rate	1.28	1.40	2.71	1.89	1.35	0.92
Accident Frequency Rate Goal*	1.75	1.75	1.75	2	2	2
Injury Frequency Rate	8.68	29.11	26.62	N/A	N/A	N/A
Injury Frequency Rate Goal**	27.04	27.04	27.04	N/A	N/A	N/A
Days without Preventable Accident	29	227	237	N/A	N/A	N/A
Days of Lost time	0	1,285	996	N/A	N/A	N/A
Workers Comp Claims	2	42	37	N/A	N/A	N/A
Miles Between Road Calls	5,600	5,879	3,448	N/A	N/A	N/A
Preventive Maintenance Inspections	47	366	330	N/A	N/A	N/A

\*The accident frequency goals are calculated per 100,000 miles.

\*\*The incident frequency goal is calculated per 200,000 working hours.

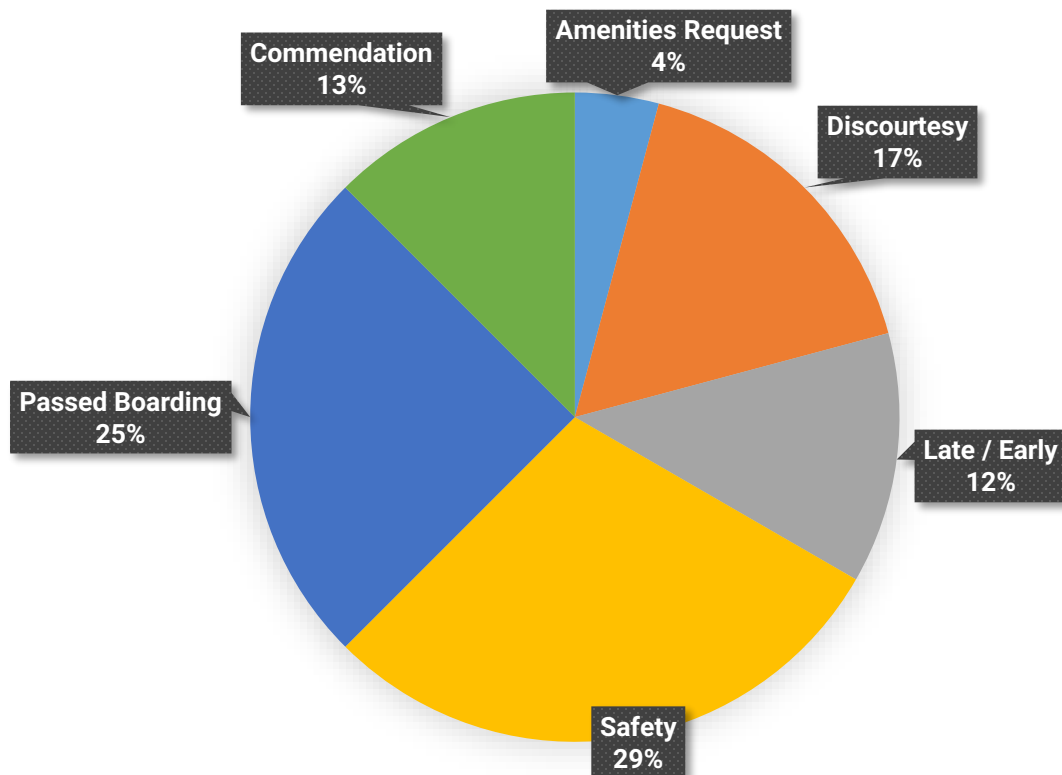
### March Call Logs

Comments by Type	Lextran Fixed Route System			Wheels		
	This Month	FY19 YTD	FY18 YTD	This Month	FY19 YTD	FY18 YTD
Total Commendations	3	15	3	3	25	12
Discourtesy	4	74	63	9	56	50
Late / Early	3	35	31	5	43	41
Safety	7	59	49	7	54	59
Passed	6	40	50	0	0	0
Other	0	20	32	0	0	0
Request: Information	0	7	3	0	2	1
Request: Service	0	4	15	0	0	0
Request: Amenities	0	9	5	0	0	0
Website	0	0	3	0	0	0
Total Calls into System	4,673	80,026*	116,030	19,168	167,223	172,204
Total Calls into IVR	26,358**	385,144	449,271	N/A	N/A	N/A
Average Length of Call	1:09	1:20	1:27	1:13	1:13	1:01
Average Time to Abandon	0:27	0:15	0:13	1:12	1:09	1:06

\*The call counting system malfunctioned causing data loss for the last two weeks of November.

\*\*The IVR system was down for ten days during March.

## Lextran Comments for March 2019



[The operator] is always so kind and joyful. He welcomes every person onto the bus and also even thanks the riders once they get off. Every time I ride his bus I leave with a smile!

This customer called to say that the driver passed the boarding stop at Morrison Ave and North Broadway inbound.

I was driving behind the Number 8 - Versailles Rd bus when it took a left on to South Broadway. While taking that left it didn't get all the way out of the intersection and it blocked the inside and outside lanes causing me to slam on my brakes.


Customer is having issues catching bus at Stop 874 on Richmond road. Customer states bus is running early every day.

## LEXTRAN IN THE MEDIA

### FACEBOOK


Average Daily Reach: 700 (number of people who had any content from your page or about your page on their screen)

Top Performing Post:



**Lextran**

Published by Austin Hughes · March 18 at 10:33 AM ·

It's #TransitDriverAppreciationDay! Transit drivers don't have an easy job, they just make it look that way. We took our General Manager, Carrie Butler, and Assistant General Manager, Jill Barnett, out to the training pad to get behind the wheel of a bus. Their conclusions: the driving is difficult, but nothing can compare to being on the street with other obstacles while serving our customers. Thank you to transit drivers everywhere for all you do!



YOUTUBE.COM  
**Transit Driver Appreciation Day 2019**  
March 18th, 2019 is Transit Driver Appreciation Day! We took our General Manager, Carrie Butler, and our Assistant General Manager, Jill Barnett, out to the ...


**Get More Likes, Comments and Shares**  
Boost this post for \$100 to reach up to 49,000 people.

1,852  
People Reached

218  
Engagements

Boost Post

41
12 Comments
12 Shares

Like
Comment
Share

**Performance for Your Post**

1,852 People Reached

87 Reactions, Comments &amp; Shares

131 Post Clicks

**NEGATIVE FEEDBACK**

### TWITTER

Impressions for the month: 24,300 total

#### MAR 2019 SUMMARY

Tweets  
**26**

Tweet impressions  
**24.3K**

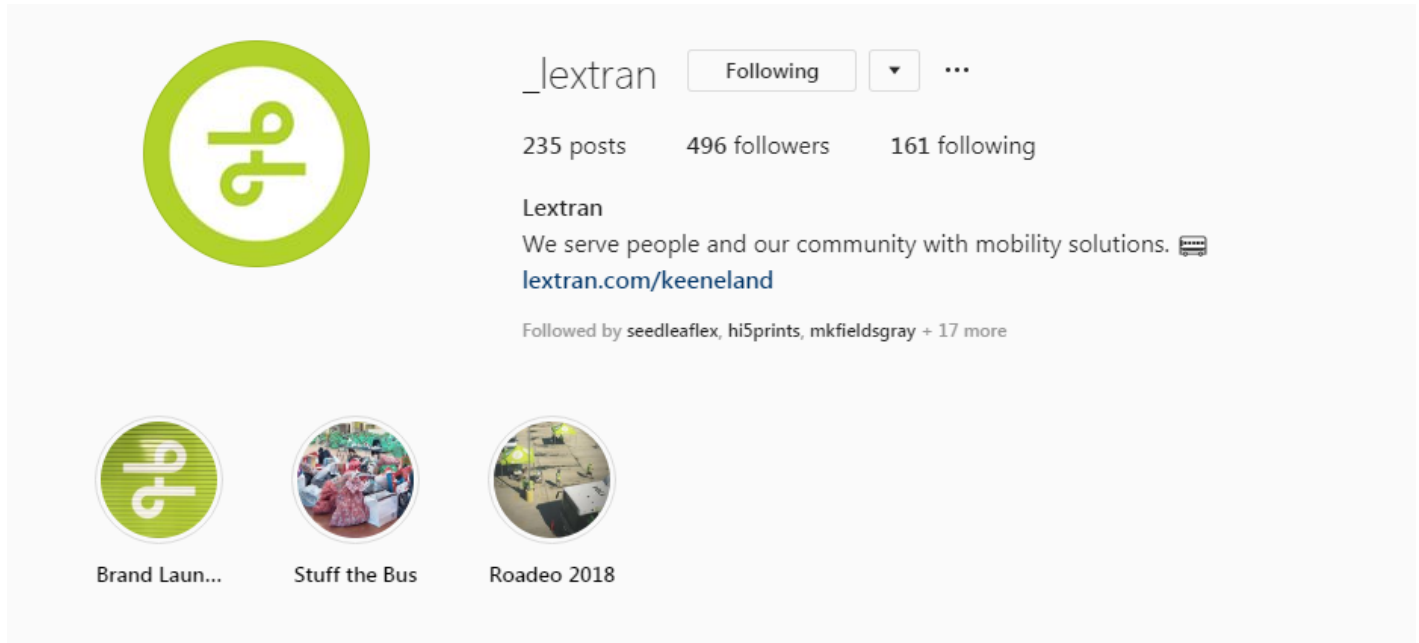
Profile visits  
**979**

Mentions  
**24**


New followers  
**1**

## INSTAGRAM

At the beginning of the year, Community Relations set a goal to grow Lextran's Instagram following to 500 followers by the end of April 2019. As of 04.12.19 @\_lextran has 496 followers.






The screenshot shows the Instagram profile for @\_lextran. The profile picture is a green circle with a white stylized 'p' logo. The username is @\_lextran, and the account is set to 'Following'. The profile statistics show 235 posts, 496 followers, and 161 following. The bio states 'Lextran' and 'We serve people and our community with mobility solutions.' with a link to [lextran.com/keeneland](https://lextran.com/keeneland). Below the bio, it says 'Followed by seedleaflex, hi5prints, mkfieldsgrey + 17 more'. At the bottom, there are three featured posts: 'Brand Laun...', 'Stuff the Bus', and 'Rodeo 2018'.

 @\_lextran Following ▼ ...

235 posts   496 followers   161 following

**Lextran**  
We serve people and our community with mobility solutions. 🚌  
[lextran.com/keeneland](https://lextran.com/keeneland)

Followed by seedleaflex, hi5prints, mkfieldsgrey + 17 more

 Brand Laun...    Stuff the Bus    Rodeo 2018