



**Board of Directors Meeting
Transit Authority of the Lexington-Fayette Urban
County Government
200 West Loudon Ave, Conference Room 110
Lexington, KY 40508**

**September Board Meeting
(postponed from September 20th)
October 4, 2017
5:00 p.m.**

TABLE OF CONTENTS

	<u>Pages #(s)</u>
Agenda	1
Minutes	2-11
Old Business	12-43
General Manager Report	44-47
KPIs	48-52
Information	53-69

200 West Loudon Ave.
Lexington, KY 40508
859-255-7756
Fax: 859-233-9446
www.lextran.com

From the Transit Center to Lextran's Headquarters

Take Route 6 – North Broadway

Visit: www.lextran.com for the latest schedule



Agenda
Board of Directors
Transit Authority of the Lexington-Fayette Urban
County Government

September Board Meeting (postponed from September 20th)
October 4, 2017
5:00 p.m.

I.	Call to order	5:00	
II.	Recognize Retirement of: Carol Cavins Claude Scott	5:00	5:05
III.	Approval of Board Meeting Minutes i. July 19, 2017 ii. August 16, 2017	5:05	— 5:10
IV.	Public Comment on Agenda Items / Public Hearing	5:10	— 5:15
V.	Chair's Report	5:15	— 5:30
VI.	Old Business i. Presentation from Center for Transportation and the Environment on Lextran's electric buses	5:30	— 5:55
VII.	General Manager's Report i. Financial Statement ii. General Managers Report iii. Key Performance Indicators	5:55	— 6:00
VIII.	Proposed Agenda Items	6:00	— 6:05
IX.	Closed Session	6:05	6:10
X.	Adjournment	6:10	—



**Board of Directors Meeting
Transit Authority of the Lexington-Fayette Urban County Government
Lextran**

**200 West Loudon Ave, Conference Room 110
Lexington, KY 40508**

July 19, 2017

MEMBERS PRESENT

Malcolm Ratchford, Chair
George Ward, Vice Chair
Marci Krueger-Sidebottom
Rick Christman
Dr. Augusta Julian
Christian Motley

MEMBERS ABSENT

Jeff Fugate

STAFF PRESENT

Jill Barnett, Assistant General Manager
Fred Combs, Planning and Technology Manager
Jim Barrett, Director of Maintenance
Geri Davidson, Director of Human Resources
Nikki Falconbury, Director of Finance
John Givens, Director of Risk Management
Keith Srutowski, Director of Purchasing
Ronda Brooks, Administrative Assistant

STAFF ABSENT

Carrie Butler, General Manager
Mary Kate Gray, Community Relations Manager
Tracy Sewell, Director of Operations

OTHERS PRESENT

David Sams, Lextran Service Worker
Joseph David, Transportation Planner, LFUCG, MPO
Max Conyers, Transportation Planning Manager, LFUCG, MPO
Steven D. Richardson, Lextran Mechanic and Local 639 – Amalgamated Transit Union President
Patricia Byrd, Lextran Bus Operator and Local 639 – Amalgamated Transit Union Secretary
Matthew Gidcomb, Citizen

I. CALL TO ORDER

Mr. Ratchford called the July 19, 2017 meeting of the Lextran Board of Directors to order at 5:00 p.m.

II. APPROVAL OF MINUTES

Mr. Ratchford called for a motion to approve the minutes from the June 21, 2017 board meeting. A motion to approve the minutes was made by Ms. Krueger-Sidebottom and seconded by Mr. Christman. The minutes were approved unanimously.

III. PUBLIC COMMENT

Steven Richardson, Lextran Mechanic and President, Local Union 639 – Mr. Richardson addressed the board, referencing a handout that he distributed to members regarding turnover rate at Lextran.

Union Report to Lextran Board

Wednesday, July 19, 2017

- (23) Operations write-ups in June
- (6) Maintenance write-ups in June
- Grievances: 4 in Maintenance – 1 in Operations
 1. Supervisors doing Union Mechanic's work – at lawyer's office
 2. Forced Overtime
 3. Union member not getting paid for Holidays (pending)
 4. William Evans – suspension (pending)
 5. Mechanics tool allowance (pending)
- One mechanic serving a two (2) week suspension

As Mr. Sams has said before we need another avenue for Lextran employees to go to with complaints to this board, because they don't feel comfortable coming in here with their supervisors listening to them complain. They won't come in here, I've tried, they won't do it due to retaliation. This is the second time I know of that this has been brought up. We need another avenue for employees to be able to tell you about what is going on with management and supervisors. You're only hearing one side of the story, their side. You're hearing my side, and of course you might say "I'm the union president I'm supposed to be doing this." I want you to hear it from the employee themselves about this kind of stuff, and they don't feel comfortable coming in here doing it in front of them. So I'm urging you to find some way that we can get these people to speak to you board members about exactly why the morale and turnover rate is so bad here at Lextran. Thank you.

Mr. Ratchford questioned if the Lighthouse online system goes directly to board chair and the general manager. Ms. Barnett responded the information goes to legal counsel. Mr. Ratchford stated this is where all employees can voice their concerns, that doesn't go to the general manager or any Lextran staff, it comes directly to the board chair and legal counsel, and was referenced in earlier board meetings minutes as a response back to public comments. Mr. Ratchford suggested Mr. Richardson explore that option more thoroughly and educate the

employees that this is a communication tool to the board. Lextran will reissue information regarding the Lighthouse complaint online system.

David Sams, Lextran Service Worker addressed the board – “I’ve expressed myself several times, you know my opinions. So today I’ll say I don’t have any comments, because you all have been so slow about intervening in the help that we need. This management is running rampant over your employees, the taxpayer’s employees. We invest in Lextran as well as any taxpayer, because we’re paying taxes and putting in our time. We’re not here trying to beat Lextran, but that’s not the way this management company sees it, or it might be a style of management that they teach their managers. I don’t know what it is, but there’s no one here trying to take advantage. In nine years, I’m not trying to take advantage, I’ve worked my whole life and earned everything I got, I don’t need to steal, but I’ve been accused of it. So I got a check for the 30 minutes that I went off the lot to get lunch, to repay Lextran that 30 minutes, I just want to know who it is I give it to.”

Mr. Ratchford responded that individual personnel matters would not be discussed at the meeting. Mr. Sams again asked who should accept his check. Mr. Ratchford asked Mr. Sams to allow Lextran to work through the personnel process already started.

Mr. Sams continued to address the members – “Yeah I’ll allow you to do that, I’m not malicious. If I took something that don’t belong to me, not out of malice, I want to repay it. I pay my debts fully and I’m not a thief, and I don’t appreciate being called a thief.”

IV. CHAIRS REPORT

Mr. Ratchford delivered the Chair’s report:

- Ms. Owsley has resigned from the board and has accepted the Executive Director position for American Red Cross, the contracted provider for the WHEELS paratransit service. Mr. Ratchford expressed his congratulations to Ms. Owsley.
- Ms. Butler sent an email regarding the 360 review that was completed, where both strengths and improvements were identified. The Board will continue to review items of improvement suggested from that report.
- Federal Transit Administration (FTA) Fiscal Year 2017 Triennial Review – 8 areas were deemed deficient and each area has a response date with the first response due date being August 14th. We would like to communicate as to our compliance to those items.
- Response to public comments:

“Steven Richardson’s comment regarding shortage of staff and overtime issue – This has been identified and Lextran is working to hire mechanics. We will continue to acknowledge this and work on the issue.”

“Don Pratt’s comment regarding board compensation – Lextran Board bylaws

prevents members from drawing a salary. It is a volunteer role like most boards and we are committed to serving our community. Next comment, board not being aware of the multi-million dollar budgets; for the record most of the current board members operate multi-million dollar organizations, we use our decision making based on experience and do what's best for Lextran and we live in this community. Lastly regarding the prices for the electric buses, we respect Mr. Pratt's opinion and we will leave it at that and continue to do what is best for Lextran."

"David Sams comments, we have addressed the ongoing issues in previous meeting."

V. Change Order Report

Mr. Srutowski reviewed the change orders found on page 7 of the July 19, 2017 board meeting documents

VI. ACTION ITEMS

- Resolution No. 2017-12 Contract for Overhead Door & Security Gate Service – Ms. Barnett reviewed the resolution to enter into a contract with Overhead Door Company of Lexington. Mr. Ratchford called for a motion. Ms. Krueger-Sidebottom made a motion to accept the resolution, and Dr. Julian seconded. The motion carried unanimously.
- Resolution No. 2017-13 Contract for Legal Services – Ms. Barnett reviewed the resolution to enter into a contract with McBrayer, McGinnis, Leslie & Kirkland, PLLC. Mr. Ratchford called for a motion. Mr. Ward made a motion, and Dr. Julian seconded. The motion carried unanimously.
- Resolution No. 2017-14 – Ms. Barnett reviewed the resolution requesting authority to adopt and approve the technology policy. Mr. Ratchford called for a motion. Ms. Krueger-Sidebottom made a motion, and Mr. Motley seconded. The motion carried unanimously, with a few date changes.

VII. OLD BUSINESS

None

VIII. GENERAL MANAGER'S REPORT

Ms. Falconbury reviewed the financial statements found on pages 18-19 of the July 19, 2017 board packet.

- As noted this is an unaudited report. Work continues to close out the fiscal year.
- Property taxes came in above budget.
- Expenses are under budget in most areas.

Ms. Barnett reviewed the General Manager's report and Key Performance Indicators, starting on page 20 of the July 21, 2017 board packet.

Highlights included:

- Collective Bargaining Agreement – Ms. Barnett commended all that were involved in the process.
- LFUCG Summer Intern Program – Two summer interns worked with Lextran; one intern worked in maintenance and a second intern worked in the administrative office.
- August service adjustments will provide some tweaks to the May changes.
- City-activated cooling centers – Due to high temperatures, Lextran will offer free rides to those locations.
- BCTC Partnership – There is an upcoming ceremony with BCTC to announce the Class Pass partnership.

IX. PROPOSED AGENDA ITEMS

- Information to Lextran staff regarding the Lighthouse Online complaint system
- Update regarding Lextran's compliance to the Triennial Review report action items.
- FTA Drug and Alcohol report
- Kentucky Utility question regarding Electric charging station
- Update on staffing for the Maintenance Department

X. CLOSED SESSION

None

XI. ADJOURNMENT

The meeting adjourned by consensus at 5:46 p.m.



**Board of Directors Meeting
Transit Authority of the Lexington-Fayette Urban County Government
Lextran**

**200 West Loudon Ave, Conference Room 110
Lexington, KY 40508**

August 16, 2017

MEMBERS PRESENT

Malcolm Ratchford, Chair
George Ward, Vice Chair
Rick Christman

MEMBERS ABSENT

Marci Krueger-Sidebottom
Christian Motley
Dr. Augusta Julian

STAFF PRESENT

Carrie Butler, General Manager
Fred Combs, Planning and Technology Manager
Mary Kate Gray, Community Relations Manager
Jim Barrett, Director of Maintenance
Tracy Sewell, Director of Operations
Geri Davidson, Director of Human Resources
Nikki Falconbury, Director of Finance
John Givens, Director of Risk Management
Keith Srutowski, Director of Purchasing
Ronda Brooks, Administrative Assistant

STAFF ABSENT

Jill Barnett, Assistant General Manager

OTHERS PRESENT

Joseph David, Transportation Planner, LFUCG, MPO
Steven D. Richardson, Lextran Mechanic and Local 639 – Amalgamated Transit Union President
Matthew Gidcomb, Citizen
Chris Meetin, Lextran Maintenance Manager
Ed Overn, Transdev Regional Vice President
Jacob Walbourn, Board Attorney

I. CALL TO ORDER

Mr. Ratchford called the August 16, 2017 meeting of the Lextran Board of Directors to order at 5:00 p.m. No actions will be taken at this meeting due to lack of quorum.

II. APPROVAL OF MINUTES

The approval of minutes from the July 2017 meeting will take place at the September 20, 2017 board meeting.

III. PUBLIC COMMENT

Mr. Richardson, Lextran Mechanic and President, Local Union 639 – addressed the board, referencing to a handout that he distributed to the board chair.

Union Report to Lextran Board

Wednesday 16 August, 2017

- (17) Operations write-ups in July
- (4) Maintenance write-ups in July
- Maintenance has (2) grievances pending
 1. Two service workers written up for leaving property without clocking out, both received three day suspension.
 2. Tool Allowance policy changed after years of reimbursement to mechanics.
- Operations has (3) grievances pending
 1. Termination of employee
 2. Operator struck by vehicle while driving
 3. Employee's not getting holiday pay
- (2) grievances in lawyers office
 1. Supervisors doing union members' work
 2. Forced overtime
- Maintenance dropped (1) grievance per request of service worker because he left after getting two weeks suspension.

The Union has a safety concern about a pole at the fuel island. It has been pulled down three times. The service workers are being charged with an accident because the pole gives way before the safety device disconnects. In the past, when the hose was pulled apart, the service workers just reported it and put it back together and returned back to work, no discipline was applied. The service workers now are being written-up with a major accident and charged for this pole, which again, has been pulled down three times. The issue is the repairs, it's not mounted correctly.

- Causes for Low Morale
 1. Driver hit by a car while driving, police report indicates the other driver was at fault. The bus operator was written up with a major accident, and it will stay in his personnel file for 3 years.
 2. Employee was denied a DL (discretionary leave) day because he put in request ten minutes too early, because we have to give 48 hours' notice.
 3. Employee written up for taking a break too long, but supervisor didn't write up

employee smoking on a tobacco free campus. This was in the maintenance department.

"Sorry I'm so upset right now, I just got off the phone with a bus driver at UK regarding the busses A/C isn't working. Bus operator reported it to dispatch and was told to open the windows. It was 96 degrees with students and UK employees complaining, screaming and hollering about how hot it is. Bus operator called risk management to let them know the bus is unsafe; the driver was told to be careful when you report a bus unsafe. These comments from supervisors and management are the cause for low morale. These employees are facing this day after day, and nothing is being done about it. These supervisors don't answer to anyone, and the department heads won't fire them or write them up. We have no place, no avenue to go to. You tell us to call the Lighthouse complaint service; we need something here in Lexington. Like when someone off the street calls Lextran, they start an investigation immediately, pulling tape; they don't ask the bus operator. They bring them in and start questioning; they're automatically guilty. Here at Lextran, it's punishment first then ask."

IV. CHAIRS REPORT

Mr. Ratchford delivered the Chair's report:

"We are currently working on addressing a lot of the issues that Mr. Richardson has stated. Mr. Ward and I met with Ms. Butler last week, and we will be addressing morale, and many issues outlined in the Union report, and begin to create a plan so we can work on improving, whether it's perceived or real. I have a greater understanding of the Lighthouse system since our last meeting, we'll figure a way to make sure that employees have a way to communicate. We also have talked about another employee satisfaction survey for all employees, and try to ensure that employees understand that they can respond without the fear of retaliation. We are serious about making sure we address issues whether they are perceived or real, we will determine whether they are perceived or real as a board.

Mr. Ratchford received a letter from Mr. Michael Pence. His concerns are the route changes, Title VI and the safety at the transit center. At this time we can discuss some of these items. A presentation will be given by Mr. Combs regarding route changes in this meeting. Ms. Butler, can you please explain as brief as you can the Title VI to the board?"

Highlights of the Title VI:

- Title VI is a statute under The Civil Rights Act of 1964 that prohibits discrimination in federal and federally assisted projects, programs, and activities based on race, color, and national origin.
 - Title VI specifically states, "No person in the United States shall on the ground of race, color, or national origin be excluded from participation in, denied the benefits of, or subjected to discrimination under any program or activity receiving federal financial assistance."

- Per FTA Title VI, a Major Service Change policy is required prior to making any major service changes. FTA requires agencies (Lextran) to establish thresholds a Major Service Change Policy which includes thresholds.
 - Lextran's Major Service Change Policy defines a major change as "a change (adverse or beneficial) that impacts 25% or more of the service hours or miles on any route." For more information regarding the Major Service Change policy, please refer to the Lextran Title VI Program Plan.
- Lextran's service changes that occurred on August 20, 2017 were an adjustment to the departure times at the Transit Center.
 - The service changes are not considered a major service change because they did not meet the 25% service change threshold.
 - FTA requires changes that meet the service change threshold to hold public meetings.
 - Lextran held public meetings regarding the service change, though it was not required to do so by FTA.

Mr. Ratchford stated that regardless of the Title VI threshold, the board should be informed of adverse effects and impacts for any future route modifications or changes.

V. ACTION ITEMS

None

VI. OLD BUSINESS

Mr. Combs presented an update on Service Modifications. The "Customer Focused Service Improvements" presentation is located on pages 7-11 in the August 16, 2017 board packet.

Mr. Ratchford read from Mr. Pence's letter:

I will be brief in my comments. The new schedule changes basically divides the city in half South/West and North/East. All of the core routes that are being changed are on the North/East side of town. Because of the increased headways at the transit center a cross-town round trip between service sectors will take around thirty minutes longer on weekdays and around one hour and fifteen minutes longer on weekends. This means that anyone traveling between these service sectors on the weekend will spend over three hours transit time on a round trip.

Mr. Combs indicated that as part of the planning process, the routes, directions of travel, and distances traveled to the core were considered, and routes were assigned alternating departure times from the Transit Center (“Connect Blue” or “Connect Green”) to equitably spread service around the city. Buses depart from the Transit Center every 15 to 20 minutes on weekdays, allowing passengers to make connections or transfers to other routes. Some routes with less frequent service may depart every 50 minutes. Weekend service is a recognized area for future analysis and improvement.

VII. GENERAL MANAGER’S REPORT

Ms. Falconbury reviewed the financial statements found on pages 12 -13 of the August 18, 2017 board packet. July was the first month of the new fiscal year. The cost of diesel fuel has recently increased and will be closely monitored.

Ms. Butler reviewed the General Manager’s report and Key Performance Indicators, starting on page 14 of the August 18, 2017 board packet.

VIII. PROPOSED AGENDA ITEMS

- Electric Buses report
- Recognize retirees

IX. CLOSED SESSION

None

X. ADJOURNMENT

The meeting adjourned by consensus at 5:46 p.m.



Lextran Electric Bus Deployment Project

Project Update and KPI Review

Lexington, KY

October 4, 2017

Will Manget
Project Manager

Center for Transportation
and the Environment

Agenda



- Introductions
- CTE Overview
- ZEB Market Overview
- Project Overview
 - History of Partnership and Low-No Program
 - Objectives
 - Project Scope
 - Work Plan
- Key Performance Indicator (KPI) Review



About CTE

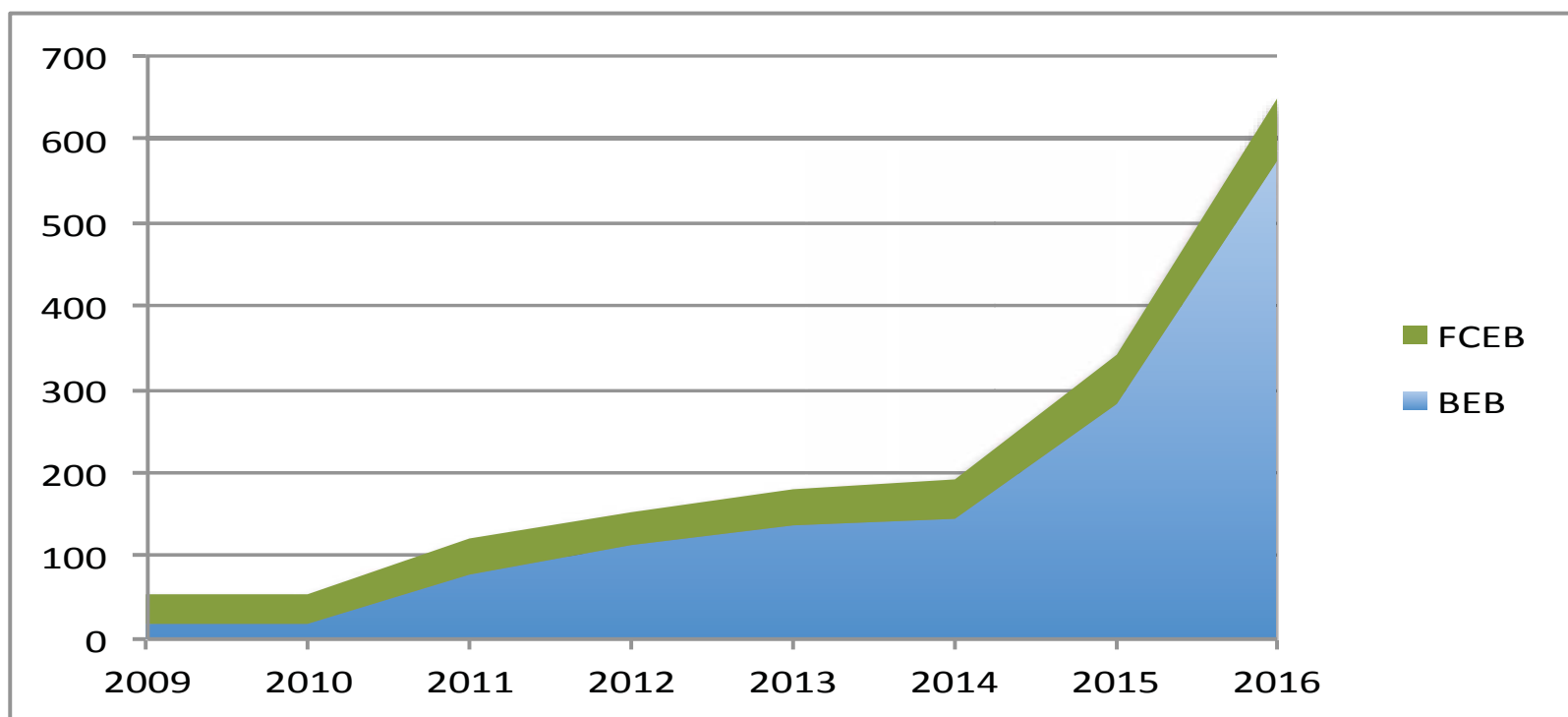
- Mission: To advance clean, sustainable, innovative transportation and energy technologies
- 501(3)(c) non-profit
- membership-based organization
- Portfolio - \$400+ million
 - Research, development, demonstration, and deployment
 - Alternative fuel and advanced vehicle technologies
- National presence
 - Atlanta, Berkley, Los Angeles, St. Paul
- Project sponsorship
 - Federal Transit Administration
 - Departments of Energy, Defense, Interior, NASA, and EPA

CTE Zero Emission Bus Projects



- Existing Zero Emission Bus (ZEB) Projects (more than 140 ZEB's with over 30 Transit Agencies)
- 2017 Low-No Awards with CTE (more than 50 ZEB's with 25 Agencies)

ZEB Cumulative Awards/Sales



ZEB Market Development

BEB

Calendar Year	Awards & Sales
2009 - 2014	146
2015	136
2016	294

Calendar Year	Base Price	Energy Storage
2010	\$1.2 mm	75 kWh
2016	\$750k	300+ kWh

FCEB

Calendar Year	Awards & Sales
2009 - 2014	10
2015	12
2016	25

Calendar Year	Base Price
2010	\$2.2 mm
2016	\$1.2mm

Project Overview



- **FTA Low or No Emissions Vehicle Deployment Program (Low-No)**
 - Facilitates the development of commercially viable zero / near zero emission bus technology and infrastructure.
 - Main purpose: to deploy the cleanest and most energy efficient U.S.-made transit buses that have been largely proven in testing and demonstrations but are not yet widely deployed in transit fleets.
- **Partnership**
 - Lextran: Transit Agency and Eligible Recipient of FTA Funding
 - CTE: Proposal Development, Route and Rate Modeling, and Project Management
 - Proterra: Bus OEM
- **Low-No Success**
 - FY 13-14 Low-No [\$6,003,534]: 5 Proterra FC Buses, 1 On-Route Fast Charger, 1 Depot Charger
 - FY 2016 Low-No [\$683,400]: 1 Proterra FC Bus
 - FY 2017 Low-No [\$1,000,000]: Scope TBD (1 Proterra Bus, 1 On-Route Fast Charger)

Goals and Objectives



- Lextran's Goals
 - Reduce carbon emissions, improve air quality, and help our country reach energy independence
 - Lower Lextran's operational and maintenance costs
 - Help maintain attainment status
- Project Objectives
 - Deploy 5 all-electric buses that will achieve reliability and availability levels that are consistent with the existing Lextran fleet
 - Achieve significant reductions in greenhouse gas emissions, energy consumption, and operating costs; report findings

Project Scope



- Requirements Analysis / Deployment Planning
- Design, Build, and Deploy Battery Electric Buses
- Design, Build, and Deploy Charging Stations
- Training
- Data Collection and Reporting

Project Scope



- ***Requirements Analysis / Deployment Planning***
 - *Modeling and Simulation*
- Design, Build, and Deploy Battery Electric Buses
- Design, Build, and Deploy Charging Stations
- Training
- ***Data Collection and Reporting***
 - *Key Performance Indicator Reporting*

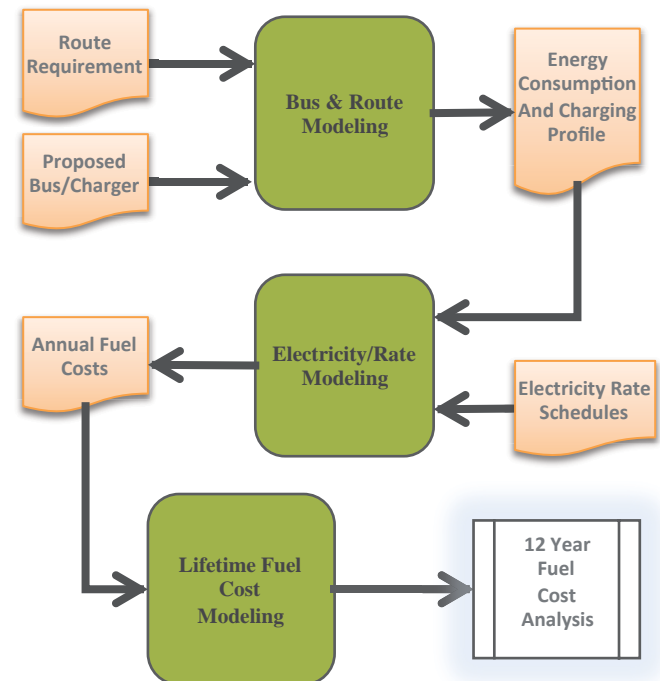
Typical Route Model Results



Critical Success Factors



- Analysis & Planning
 - Determine which technology is right for your routes
 - Bus Modeling & Route Simulation
 - Estimate Operating Costs
 - Rate Modeling & Fuel Cost Analysis
 - Establish the Business Case
 - Lifetime Fuel Cost Analysis
 - Risk Assessment
- Benefits Realization
 - Data Collection, Measurement
 - Key Performance Indicator Reporting



Project Work Plan



ID	WBS	Name	Duration	Start	Finish	2015												2016				2017				2018				2019		
						Q4	Q1	Q2	Q3	Q4	Q1	Q2	Q3	Q4	Q1	Q2	Q3	Q4	Q1	Q2	Q3	Q4	Q1	Q2	Q3							
1	1	FTA Award & Sub-Contract Execution	206 days	Thu 2/5/15	Thu 11/19/15	[Gantt bar from Q4 2015 to Q2 2016]																										
6	2	Project Planning & Initiation	22 days	Wed 4/15/15	Thu 5/14/15	[Gantt bar from Q1 2016 to Q1 2016]																										
9	3	Requirements Analysis	32 days	Thu 4/16/15	Fri 5/29/15	[Gantt bar from Q1 2016 to Q1 2016]																										
13	4	Bus Build	412 days	Mon 5/25/15	Tue 12/20/16	[Gantt bar from Q2 2016 to Q3 2017]																										
83	5	Infrastructure Procurement, Design & Build	399 days	Thu 5/21/15	Tue 11/29/16	[Gantt bar from Q2 2016 to Q3 2017]																										
114	6	Public Relations / Outreach	328 days	Wed 9/28/16	Fri 12/29/17													[Gantt bar from Q3 2017 to Q4 2018]														
117	7	Bus & Infrastructure Deployment	76 days	Wed 10/19/16	Wed 2/1/17													[Gantt bar from Q4 2017 to Q1 2018]														
141	8	Data Collection, Analysis & Reporting	597 days	Wed 10/19/16	Thu 1/31/19													[Gantt bar from Q1 2018 to Q4 2019]														
147	9	Project Close-Out	73 days	Thu 1/31/19	Tue 5/14/19																	[Gantt bar from Q4 2019 to Q1 2020]										
150	10	Project Management & Administration	860 days	Wed 1/13/16	Tue 4/30/19													[Gantt bar from Q1 2018 to Q4 2019]														

Key Performance Indicator (KPI) Review

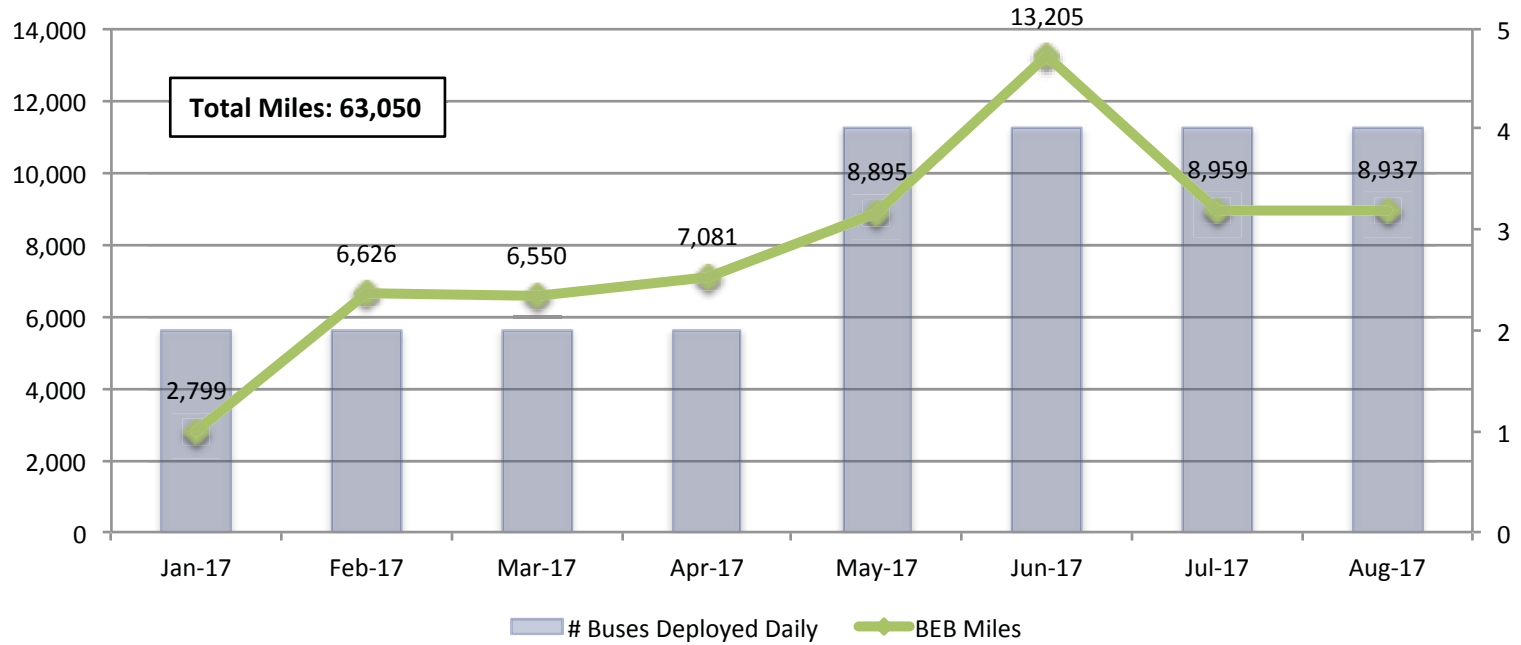


- Utilization
- Efficiency
- Energy Consumption and Cost
- Fuel Cost Comparison
- Fuel and Emissions Reductions

KPI: Utilization



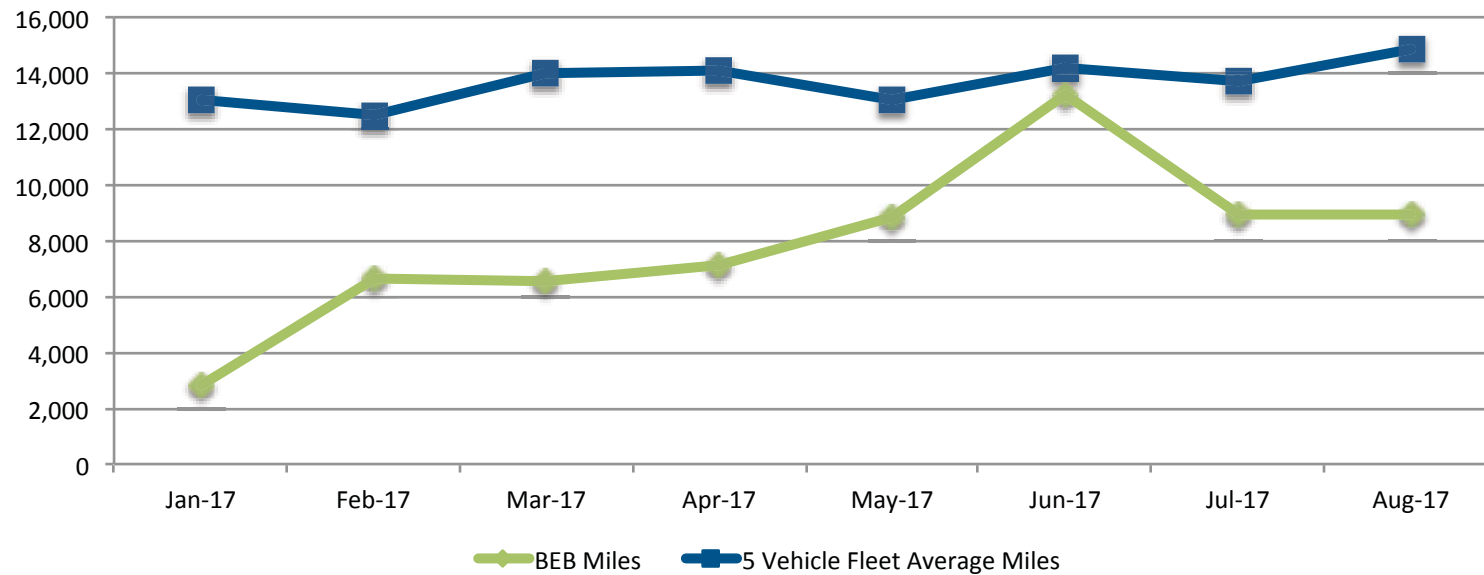
Total Monthly BEB Fleet Miles



KPI: Utilization



**BEB Fleet Miles vs.
5 Vehicle Fleet Average Monthly Miles**

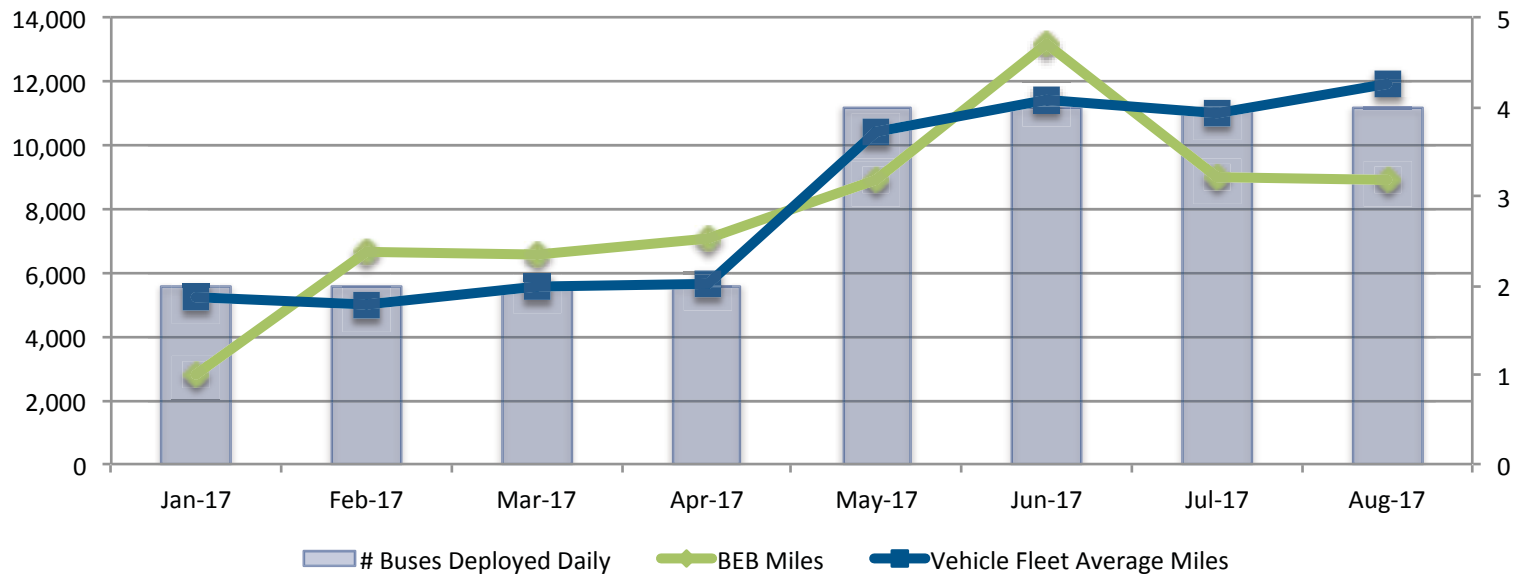


Goal: Meet or exceed Lextran's average monthly mileage per vehicle

KPI: Utilization



**BEB Fleet Miles vs.
Vehicle Fleet Average Monthly Miles (Scaled Deployment)**

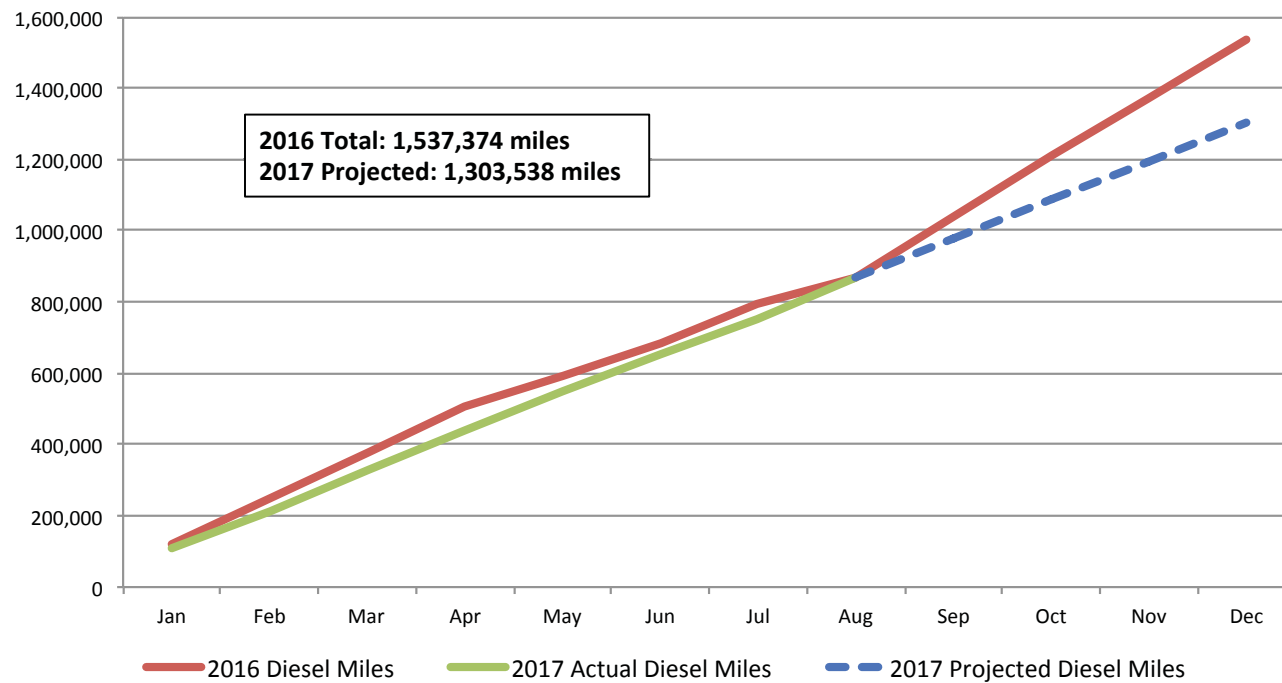


Goal: Meet or exceed Lextran's average monthly mileage per vehicle

KPI: Utilization



Diesel Bus Miles 2016 vs. 2017

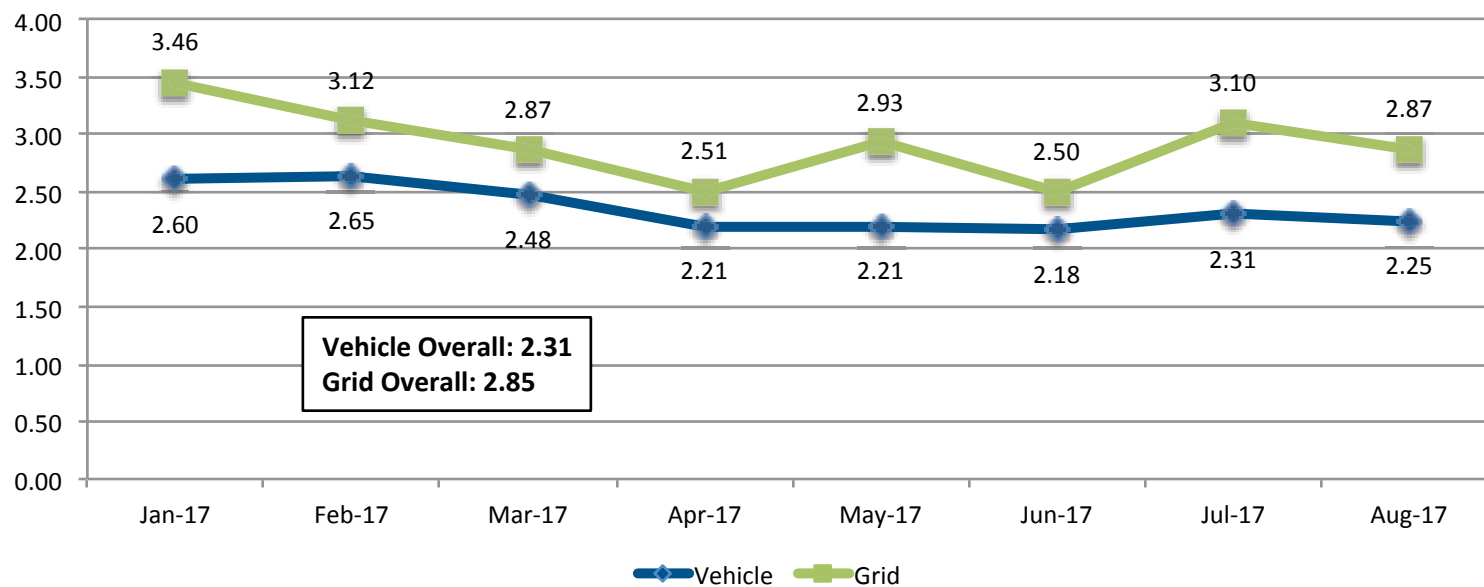


Goal: Decrease overall 2016 diesel bus miles by 150,000 miles in 2017 (~10%)

KPI: Efficiency



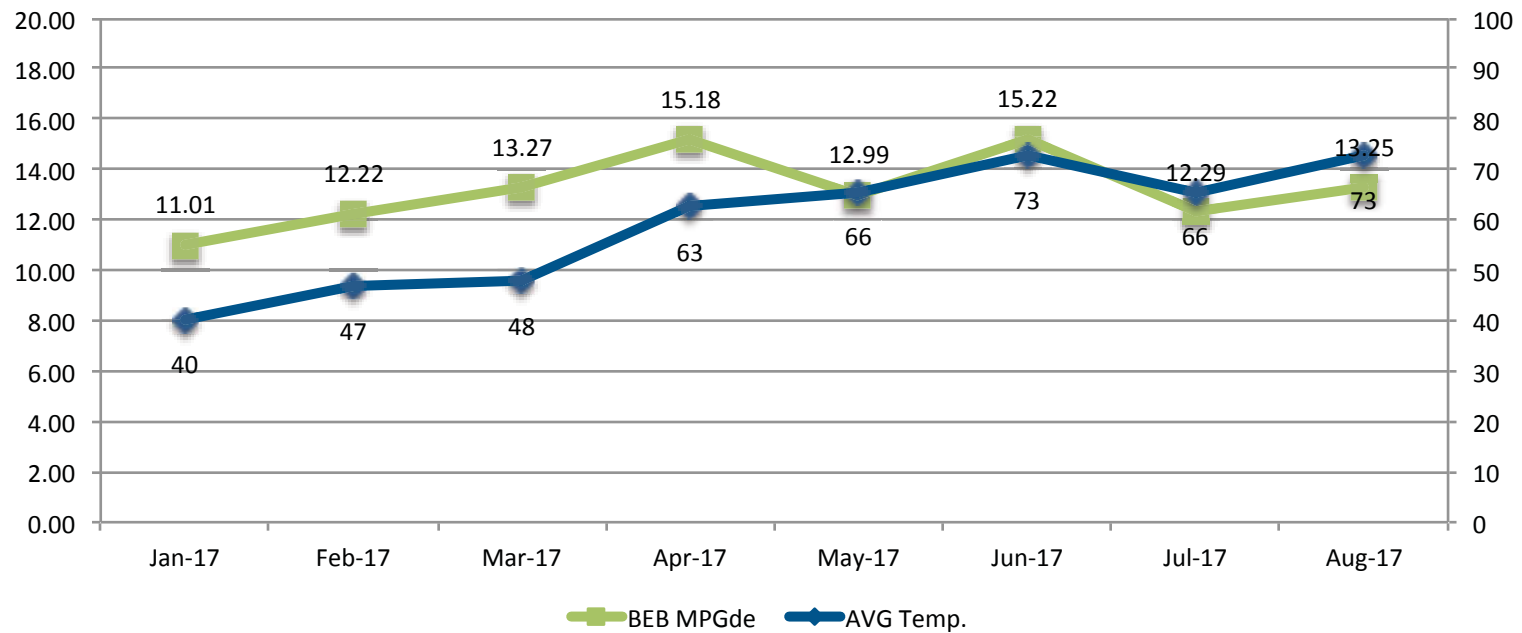
**Average Monthly kWh/Mile
Vehicle vs. Grid Energy Consumption**



KPI: Efficiency



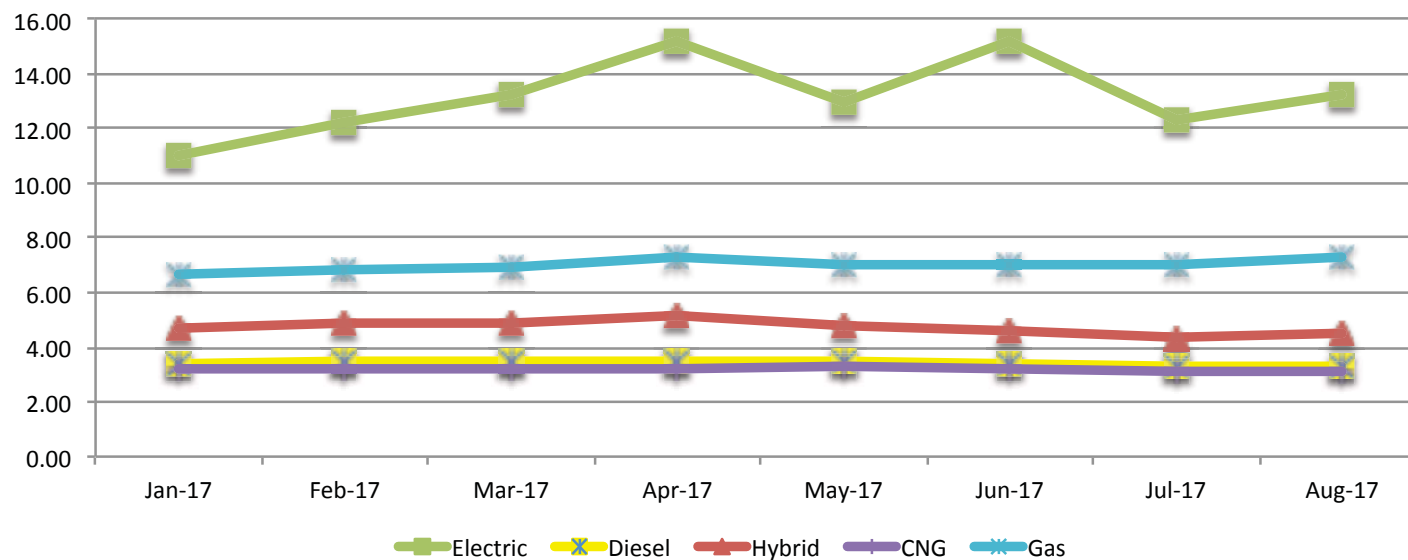
AVG MPGde vs. AVG Temperature



KPI: Efficiency



**Monthly MPG Diesel Equivalent
EV Fleet vs. Conventional Fleet**

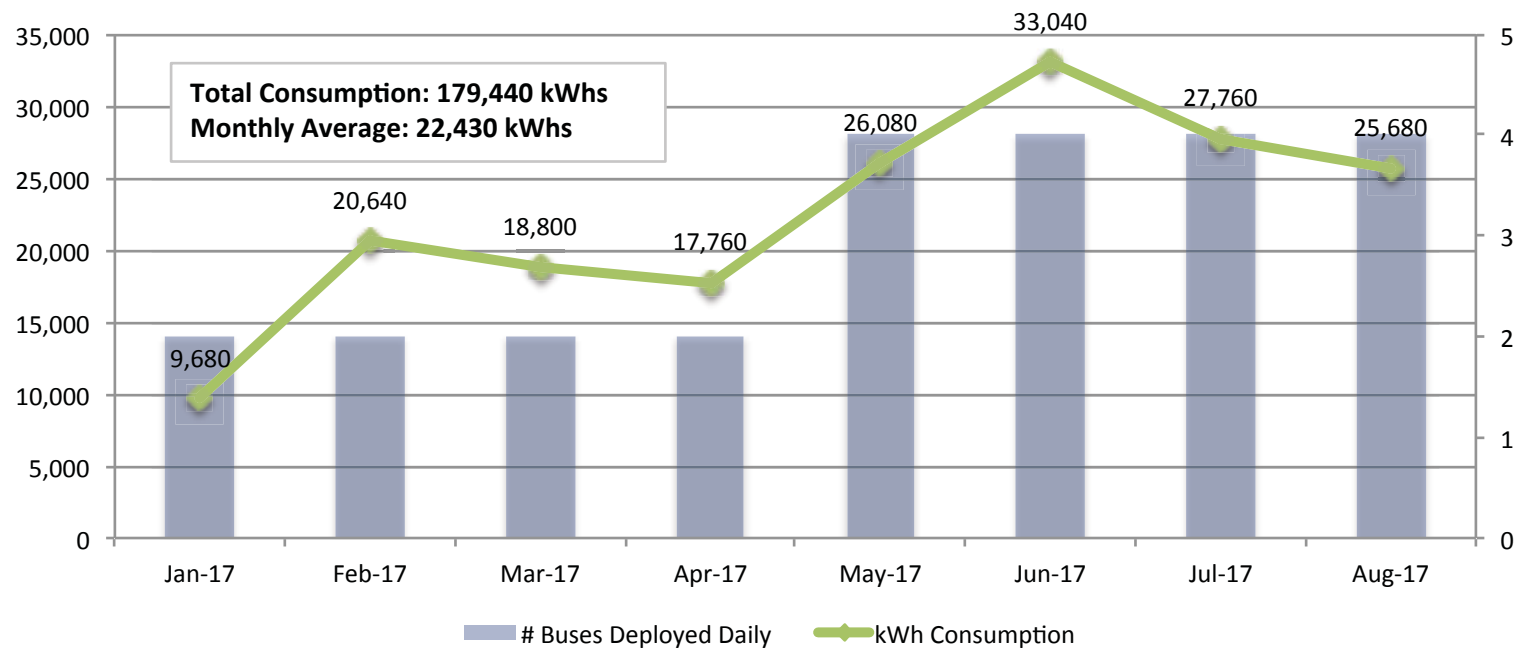


2017 Overall To Date	
BEB	13.38
Diesel	3.45
Hybrid	4.63
CNG	3.18
Gas	6.22
Non-EV	4.37
Fleet	6.17

KPI: Energy Consumption and Cost



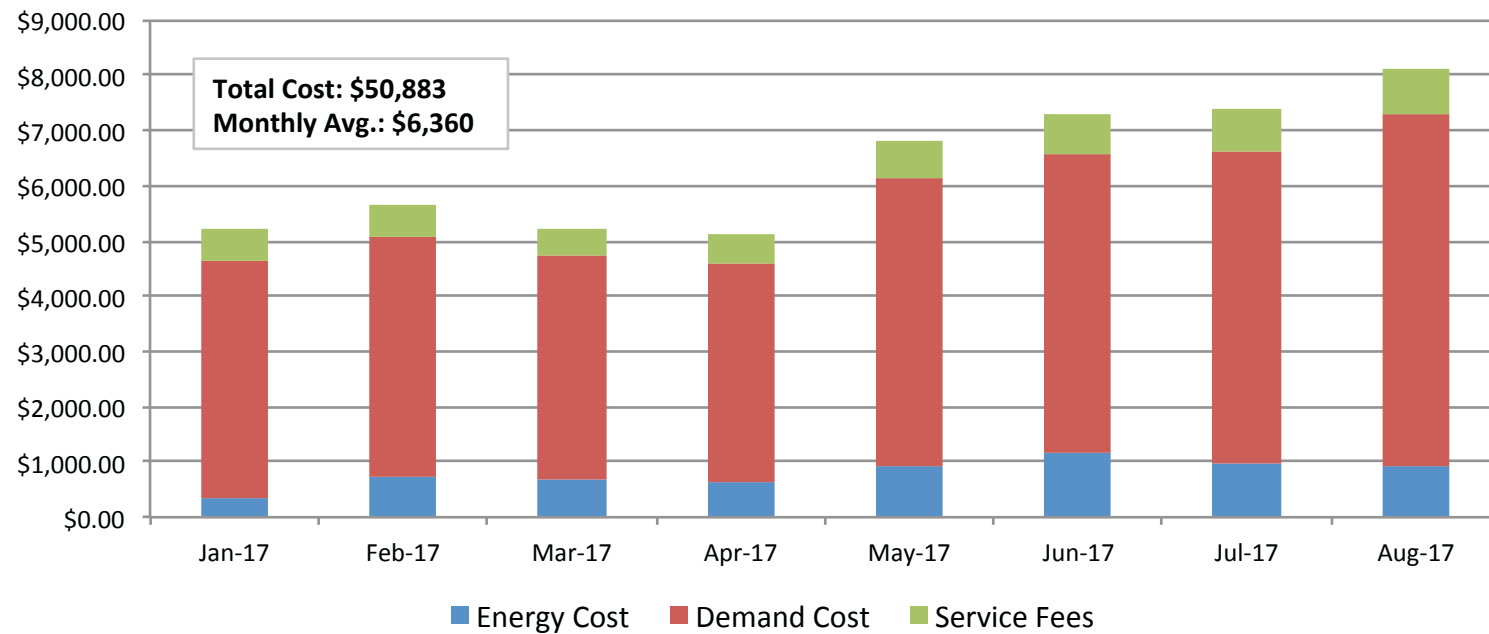
Monthly BEB kWh Consumption



KPI: Energy Consumption and Cost



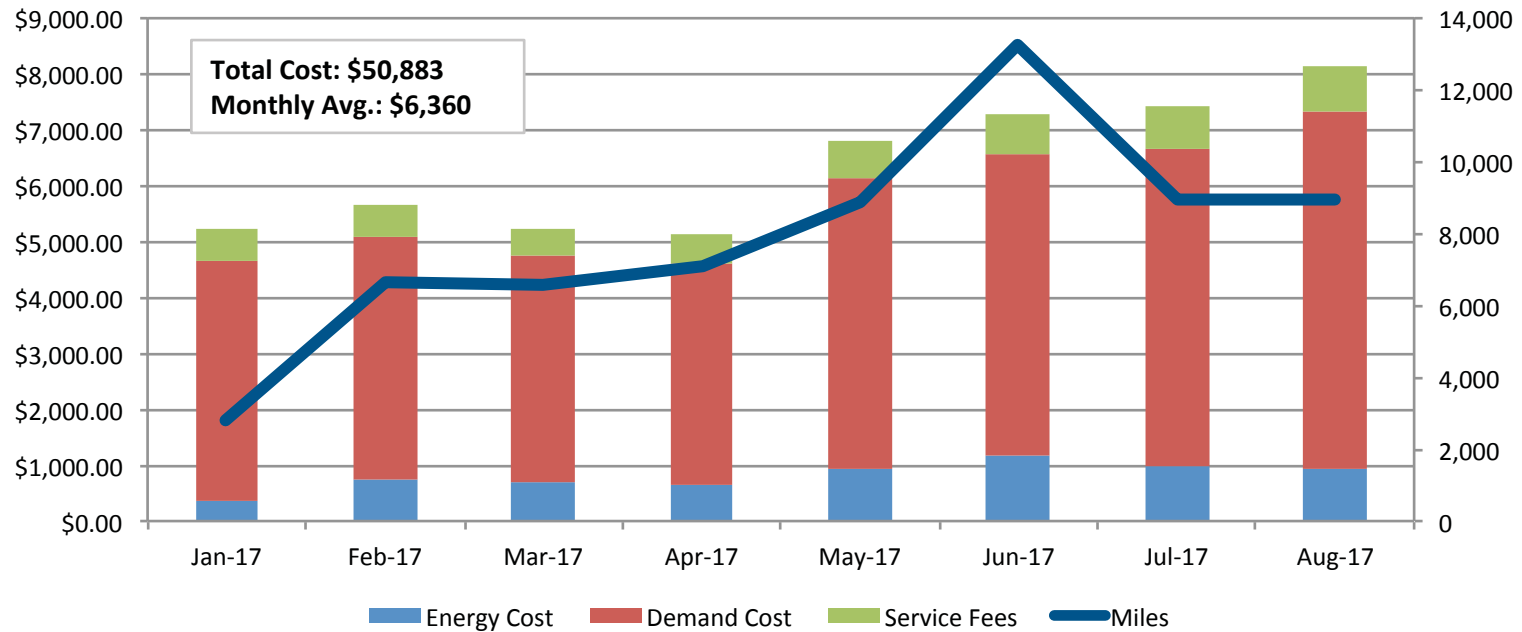
Monthly BEB Energy Cost



KPI: Energy Consumption and Cost



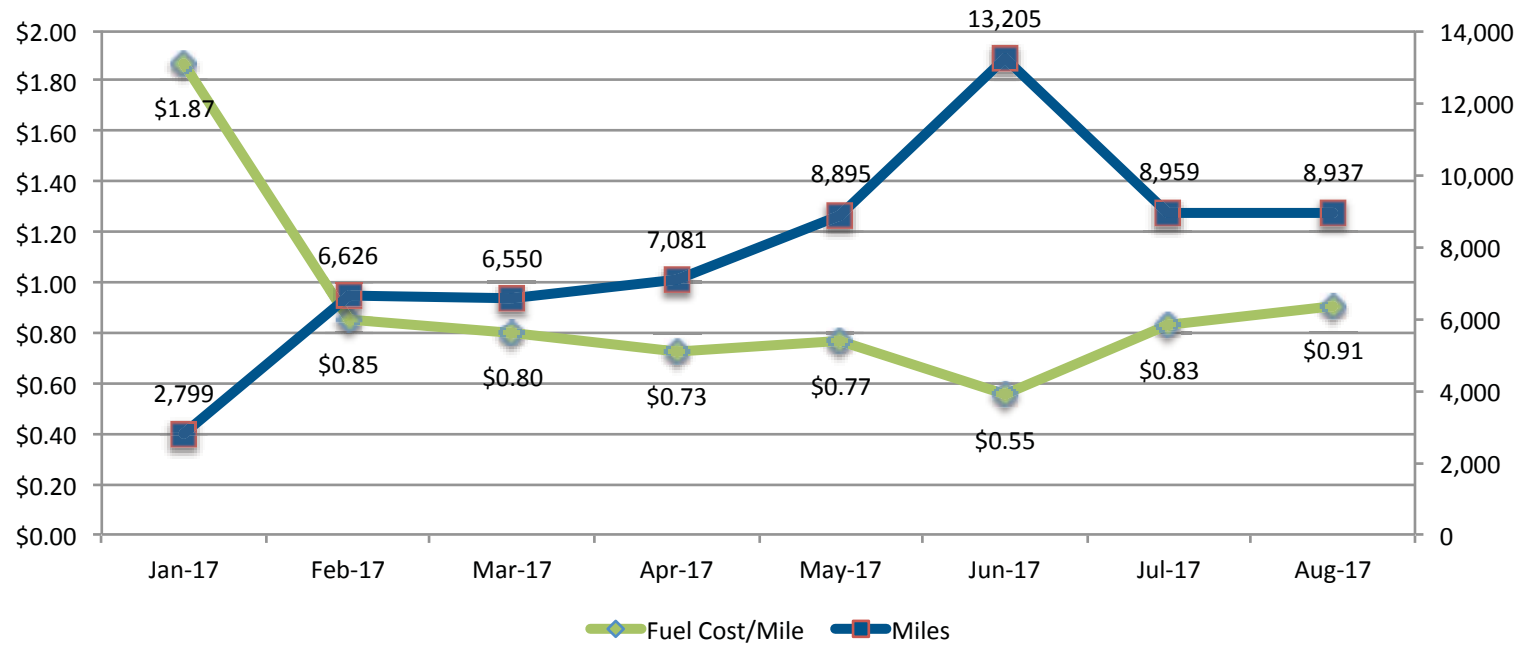
Monthly BEB Energy Cost



KPI: Energy Consumption and Cost



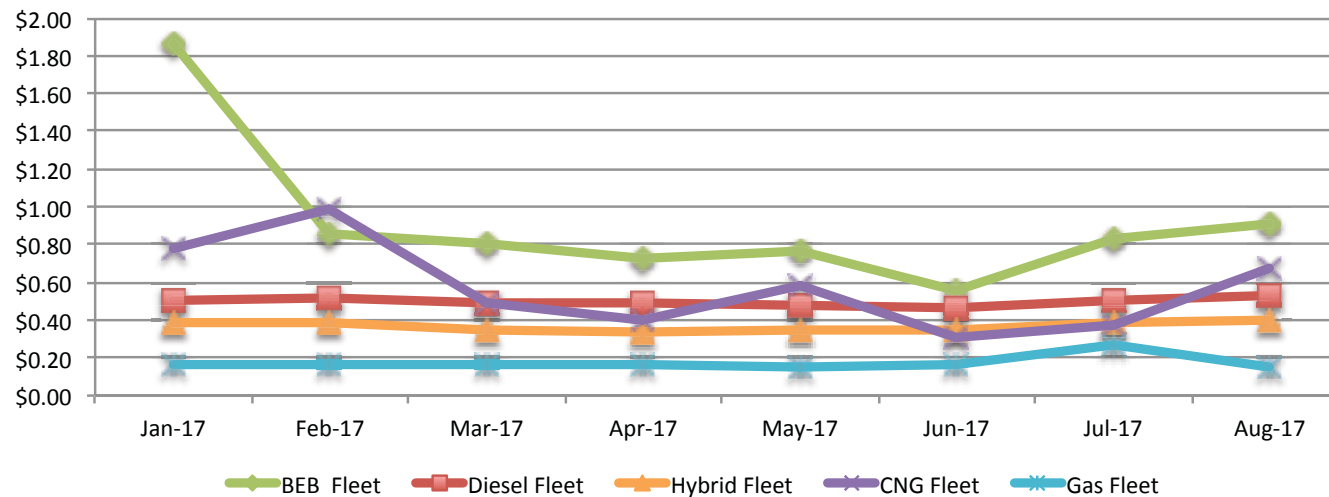
Monthly BEB Fuel Cost/Mile vs. Utilization



KPI: Fuel Cost Comparison



Monthly Fuel Cost/Mile by Fleet Type



2017 Avg. Fuel Cost/Mile	
Overall Fleet	\$0.49
BEB Fleet	\$0.81
Non-BEB Fleet	\$0.47
Diesel Fleet	\$0.50
Hybrid Fleet	\$0.37
CNG Fleet	\$0.57
Gas Fleet	\$0.17

KPI: Fuel and Emissions Reductions



63,050 mi



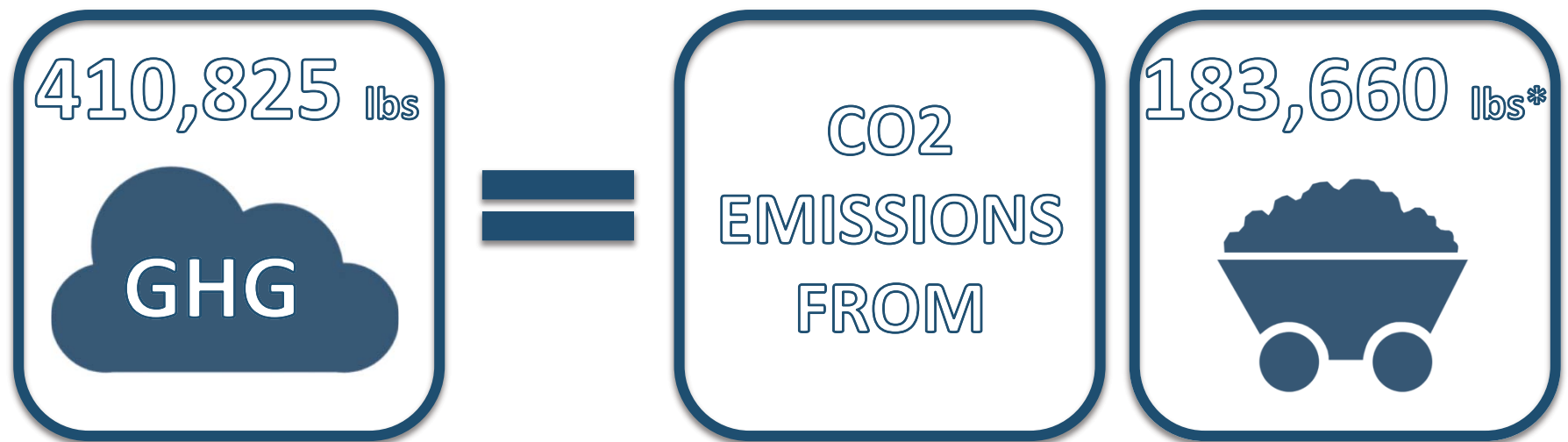
18,357 gal



410,825 lbs

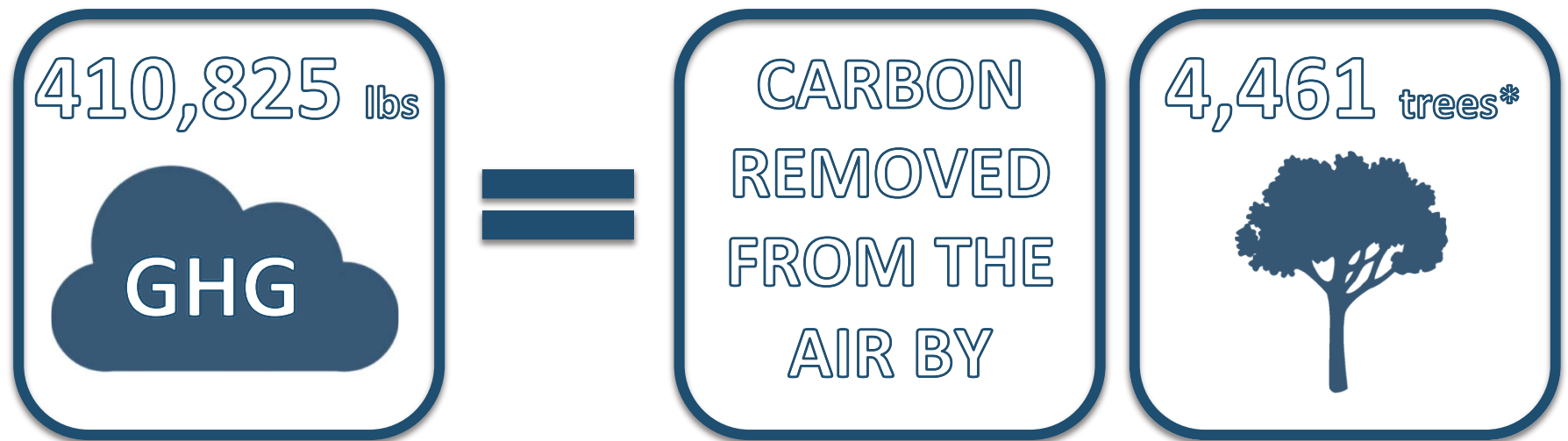


KPI: Fuel and Emissions Reductions



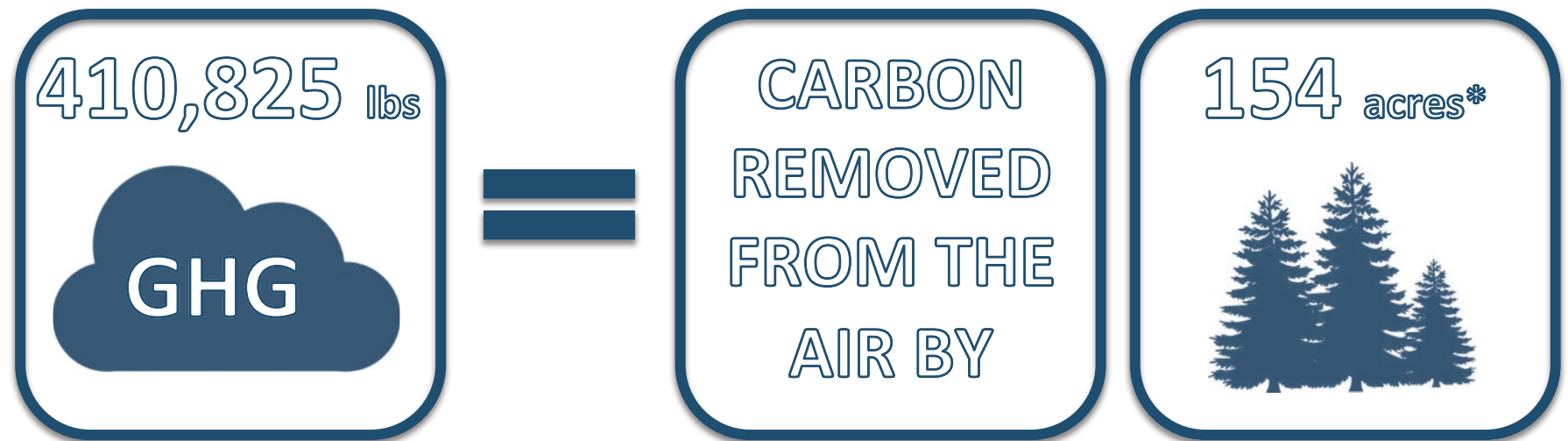
*Lbs. of coal burned.

KPI: Fuel and Emissions Reductions



*Seedlings planted and grown for 10 years.

KPI: Fuel and Emissions Reductions

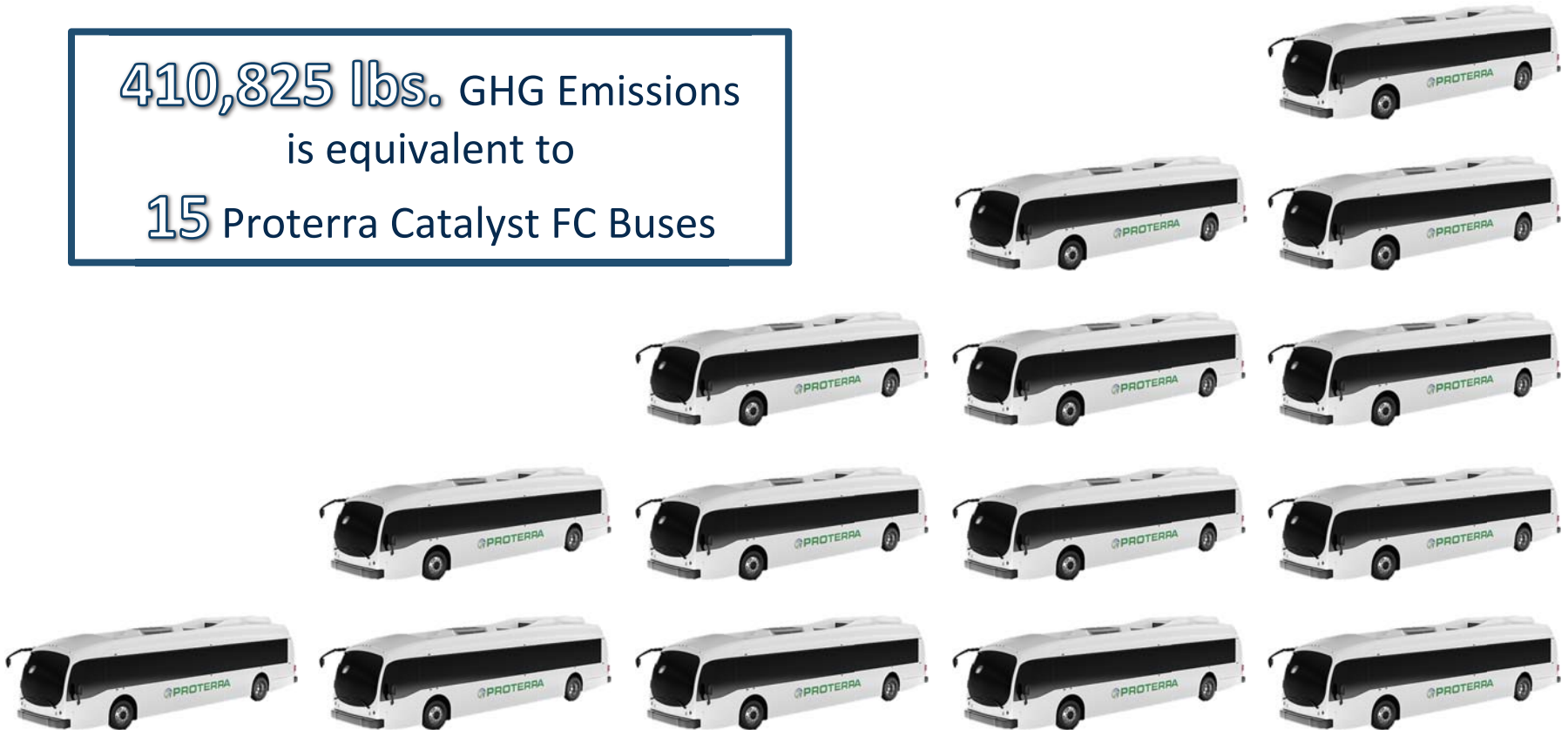


*Acres of US forests in 1 year.

KPI: Fuel and Emissions Reductions



410,825 lbs. GHG Emissions
is equivalent to
15 Proterra Catalyst FC Buses



Lextran Electric Bus Deployment Project Project Update and KPI Review



Questions?

Will Manget
will@cte.tv

Financial Statement Recap

BALANCE SHEET as of August 31, 2017

	Current Year-To-Date	Last Year-to-Date
Assets		
Current assets		
Operating Cash	\$10,420,620	\$4,040,323
Project Loan Account	\$1,145,044	\$1,145,044
Accounts receivable	\$1,206,060	\$6,950,776
Inventory	\$380,189	\$452,405
Net pension asset	\$1,331,841	\$1,547,482
Work in process	\$51,513	\$392,711
Prepaid	\$1,045,418	\$1,066,465
Total Current Assets	<u>\$15,580,685</u>	<u>\$15,595,206</u>
 Long term note - Lextran Foundation Inc.	 \$8,355,000	 \$8,355,000
 Net capital and related assets	 \$30,364,916	 \$26,771,781
 Total Assets	 <u><u>\$54,300,601</u></u>	 <u><u>\$50,721,987</u></u>
 Liabilities		
Current liabilities		
Accounts payable	\$692,191	\$1,106,926
Payroll liabilities	\$872,411	\$901,294
Short term note - Fifth Third Bank	\$888,802	\$862,394
Total Current Liabilities	<u>\$2,453,404</u>	<u>\$2,870,614</u>
 Long term note - Fifth Third Bank	 \$6,610,586	 \$7,466,403
 Net Position	 \$45,236,611	 \$40,384,970
 Total Liabilities and Net Position	 <u><u>\$54,300,601</u></u>	 <u><u>\$50,721,987</u></u>

Financial Statement Recap

STATEMENT OF REVENUES, EXPENSES AND CHANGE IN NET POSITION

		August 2017 FY 2018		FY 2017
Revenues	Actual	Budget	Variance	Actual
Property taxes	\$181,268	\$128,097	\$53,171	\$139,776
Passenger revenue	\$234,832	\$248,660	(\$13,828)	\$247,180
Federal funds	\$887,585	\$666,667	\$220,918	\$840,041
State funds	\$0	\$0	\$0	\$0
Advertising revenue	\$260,078	\$200,000	\$60,078	\$26,180
Other revenue	\$388,242	\$446,955	(\$58,713)	\$339,723
Total Revenues	\$1,952,004	\$1,690,377	\$261,627	\$1,592,900
Expenses				
Wages	\$1,420,397	\$1,407,717	\$12,680	\$1,478,328
Fringe benefits	\$802,009	\$860,639	(\$58,630)	\$766,400
Professional services	\$159,094	\$299,125	(\$140,030)	\$308,033
Materials and supplies	\$301,632	\$144,000	\$157,632	\$130,356
Fuel-Diesel	\$129,209	\$176,833	(\$47,625)	\$122,943
Fuel-Other	\$36,498	\$44,517	(\$8,018)	\$88,750
Utilities	\$70,415	\$73,817	(\$3,402)	\$62,134
Insurance	\$113,238	\$103,000	\$10,238	\$113,556
Fuel taxes	\$34,364	\$34,402	(\$38)	\$31,189
Purchased Transportation-Paratransit	\$877,192	\$891,333	(\$14,142)	\$822,155
Purchased Transportation-Other	\$5,700	\$6,000	(\$300)	\$4,800
Dues and subscriptions	\$28,084	\$30,000	(\$1,916)	\$29,085
Travel, training and meetings	\$14,199	\$21,950	(\$7,751)	\$14,488
Media advertising	\$15,477	\$48,833	(\$33,357)	\$4,549
Miscellaneous	\$2,585	\$4,867	(\$2,282)	\$1,779
Interest Expense	\$45,406	\$36,250	\$9,156	\$45,406
Leases and rentals	\$133,181	\$131,181	\$2,000	\$56,514
Depreciation	\$669,228	\$669,228	\$0	\$509,386
Total Expenses	\$4,857,907	\$4,983,691	(\$125,784)	\$4,589,852
Change in Net Position	(\$2,905,903)	(\$3,293,314)	\$387,411	(\$2,996,952)

Notes:

Average price of diesel fuel for FY2018 - \$1.67; Latest price of diesel fuel (September 12, 2017) - \$1.96

Latest price of CNG diesel gallon equivalent - \$1.42



Memorandum

To: Board of Directors
From: Carrie Butler, General Manager
Date: September 20, 2017
Re: General Manager's Report for the Period of August 1, 2017- August, 31, 2017

Budget Statistics

Total revenue for August 2017, was \$1,024,506 and the expenditures totaled \$2,221,239. This resulted in a difference of (\$1,196,733) for the month. For a year to date comparison, with expenditures subtracted from revenues, the under budget variance is \$387,411.

Community Outreach

- Lextran Public Meeting – August 1st
- BCTC New Student Orientations
- UK Lex-Mart – August 21st
- CATS Safety Fair – August 25th
- Information Booth @ Lexington Senior Center – August 29th
- MLK Academy Tour @ Lextran HQ – August 31st
- Lunch & Learn @ Dress for Success – August 31st

New Team Members

Four new members joined the Lextran team in August:

- Ta'Ziyah Bakara, Risk Management Coordinator
- Jonathan Egleston, B-Mechanic
- Emily Elliott, Community Relations Coordinator
- Austin Hughes, Marketing Coordinator

WE AIM Champions

The Yellow Team was named WE AIM Champion for the third year in a row! WE AIM is a program for Operators and each operator is assigned to a team. Teams compete throughout year in the categories of attendance, customer complaints, discipline, and accidents. A celebratory luncheon and a trophy was provided to the winning team.

Safety Audit

Lextran completed a safety audit August 14th & 15th with Ebbe Jensen (Regional Director of Safety and Training for Transdev). Lextran scored above average on safety, security, OSHA, and substance abuse programs, with an overall 7% increase from 2016. Four areas of continued focus for Lextran's Risk Management Department include the hiring & selection process for new drivers and mechanics, workplace violence training plan, and facility/shop inspections.

Employee Meetings

Lextran employees had the opportunity to attend one of three meetings on August 24th to discuss concerns, ask questions, and offer suggestions. Forty six employees participated in the meetings and brought forth a lot of meaningful comments and issues. These meetings have been scheduled on a

Lextran Board of Directors Meeting – September 2017

quarterly basis.

Meetings / Updates

In August, Lextran representatives participated in the following meetings:

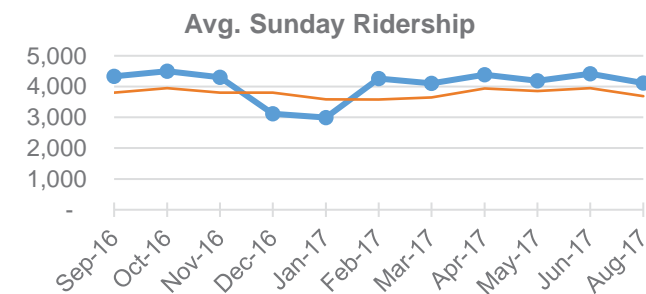
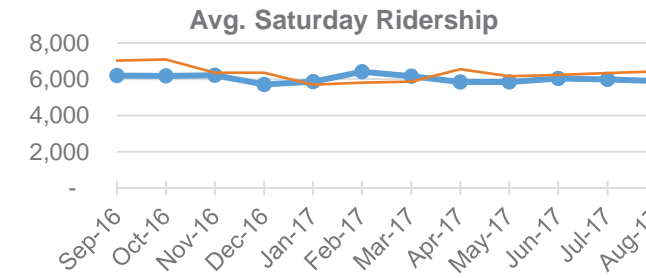
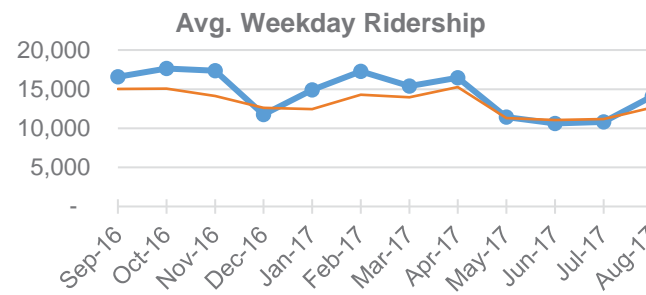
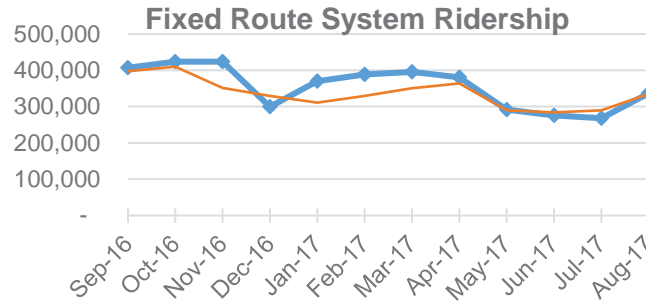
- Foodchain – August 1
- Senior Services Commission – August 4
- Meeting with WSP on Transit Center and Town Branch project – August 7
- Transit Center & Safety Discussion (w/LFUCG and social service agencies) – August 15
- KPTA (Kentucky Public Transit Association) Meeting – August 16
- Commission for People with Disabilities – August 23
- Lextran Employee Meetings – August 24
- Meeting with UPS – August 28
- Transportation Policy Committee – August 30

Procurement Update

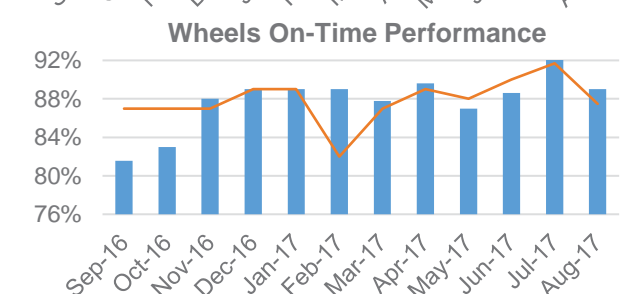
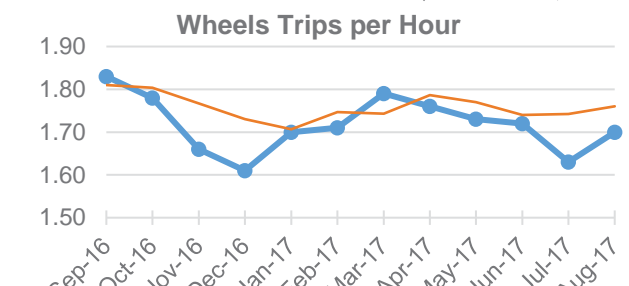
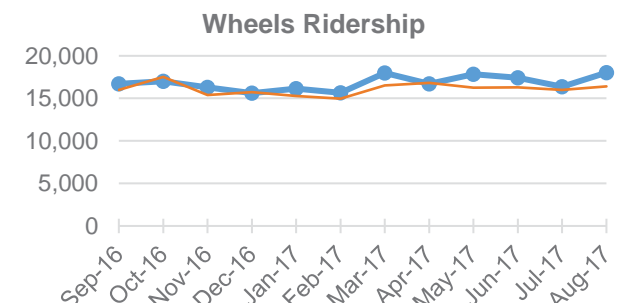
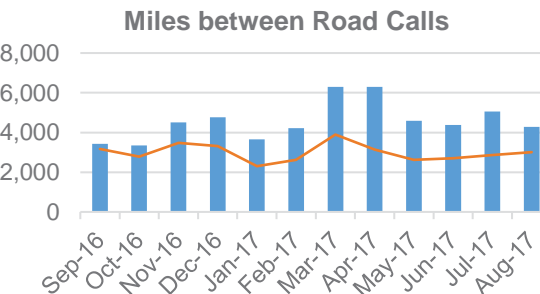
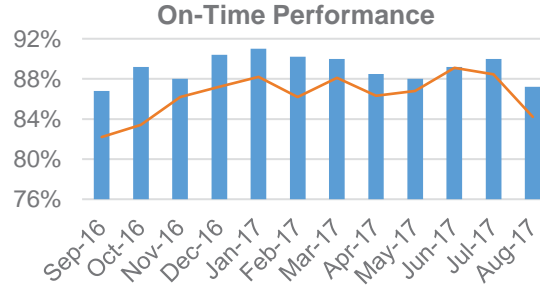
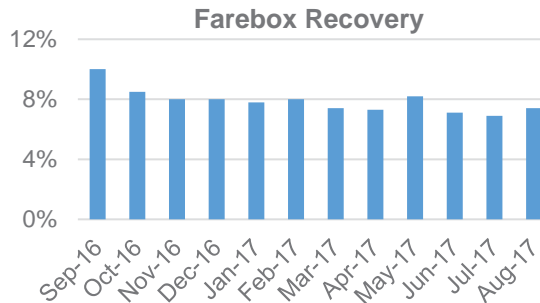
- An RFP for an agent of record for all Lextran's insurance needs was issued on July 24, 2017. A pre-proposal conference was held on August 9, 2017. Proposals were due September 6, 2017. This is expected to be an October resolution.
- An RFP for fasteners and other maintenance shop supplies was issued on August 7, 2017. A pre-proposal conference was held on August 23, 2017. Proposals are due September 21, 2017. This is expected to be an October resolution.
- An RFP for payroll services was issued on August 21, 2017. A pre-proposal conference was held on September 6, 2017. Proposals are due October 19, 2017. This is expected to be a November resolution.
- An RFP is being developed for IT support services and it is hoped it will be issued in late September or early October.
- An RFP for environmental services was issued on September 18, 2017. A pre-proposal conference will be held on October 5, 2017. Proposals are due November 1, 2017. This is expected to be a November resolution.
- An RFP for physicals and drug screens was issued on September 4, 2017. A pre-proposal conference will be held on September 21, 2017. Proposals are due October 26, 2017. This will be a November resolution.
- An RFP for armored car services was issued on September 11, 2017. A pre-proposal conference will be held on September 27, 2017. Proposals are due November 2, 2017. It is anticipated that the dollar value of this procurement will be below the threshold requiring Board approval.

Community Outreach

- UK Football Shuttle
- Trivia Thursdays @ Transit Center
- Lextran Social Media Campaigns (Tuesdays, We Ride Wednesdays, Humans of Lextran, etc.)



Performance Indicator	Lextran Fixed Route System			Wheels		
	This Month	FY18 YTD	FY17 Total	This Month	FY18 YTD	FY17 Total
Total Ridership	336,171	607,963	4,346,047	18,018	34,396	200,255
Total Revenue Miles	149,787	286,220	1,905,282	138,642	267,502	1,537,732
Total Revenue Hours	16,073	30,439	189,861	10,596	20,657	115,693
Pass. per Mile	2.24	2.12	2.28	0.13	0.13	0.13
Pass. per Hour	20.92	19.97	22.89	1.70	1.67	1.73



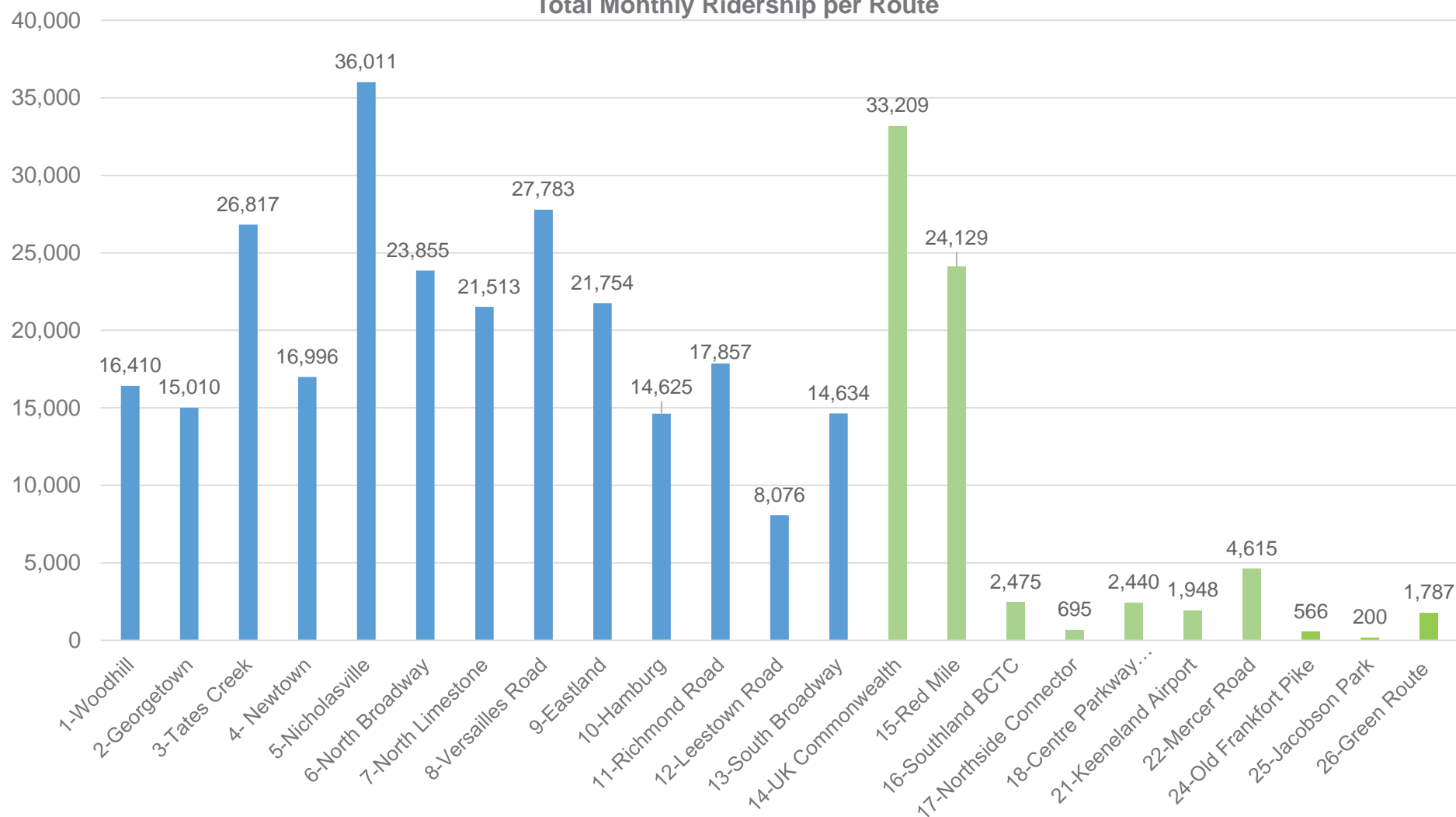


Route Performance Indicators

Route Name	Total Cost	Net Cost	Net Total Cost per Hour	Passengers per Mile	Passengers per Hour	Net Cost per Passenger	Farebox Recovery Rate	On-Time Performance
9-Eastland	\$68,229	\$59,189	\$94.83	3.74	34.85	\$2.72	13.2%	92%
8-Versailles Road	\$87,581	\$70,536	\$88.04	3.72	34.68	\$2.54	19.5%	92%
6-North Broadway	\$82,840	\$68,690	\$90.64	3.38	31.48	\$2.88	17.1%	90%
5-Nicholasville	\$129,790	\$115,543	\$97.32	3.25	30.33	\$3.21	11.0%	83%
7-North Limestone	\$80,232	\$68,640	\$93.52	3.15	29.31	\$3.19	14.4%	82%
4- Newtown	\$88,502	\$81,217	\$100.32	2.25	20.99	\$4.78	8.2%	92%
13-South Broadway	\$76,965	\$71,827	\$102.02	2.23	20.79	\$4.91	6.7%	86%
11-Richmond Road	\$94,808	\$86,543	\$99.79	2.21	20.59	\$4.85	8.7%	89%
2-Georgetown	\$84,943	\$78,562	\$101.10	2.07	19.32	\$5.23	7.5%	92%
1-Woodhill	\$96,102	\$89,811	\$102.16	2.00	18.67	\$5.47	6.5%	81%
3-Tates Creek	\$188,844	\$175,011	\$101.31	1.67	15.52	\$6.53	7.3%	87%
10-Hamburg	\$123,333	\$115,223	\$102.13	1.39	12.96	\$7.88	6.6%	92%
12-Leestown Road	\$93,105	\$88,999	\$104.49	1.02	9.48	\$11.02	4.4%	91%
15-Red Mile	\$71,971	\$71,553	\$108.68	3.93	36.65	\$2.97	0.6%	88%
14-UK Commonwealth	\$126,902	\$126,902	\$109.32	3.07	28.61	\$3.82	0.0%	86%
26-Green Route	\$21,263	\$21,263	\$109.32	0.99	9.19	\$11.90	0.0%	NA
18-Centre Parkway Connector	\$56,936	\$55,430	\$106.42	0.50	4.68	\$22.72	2.6%	89%
17-Northside Connector	\$23,190	\$22,690	\$106.96	0.35	3.28	\$32.65	2.2%	94%
22-Mercer Road	\$39,061	\$37,622	\$105.29	1.39	12.92	\$8.15	3.7%	85%
16-Southland BCTC	\$29,731	\$29,322	\$107.81	0.98	9.10	\$11.85	1.4%	79%
21-Keeneland Airport	\$37,970	\$37,329	\$107.47	0.60	5.61	\$19.16	1.7%	91%
24-Old Frankfort Pike	\$20,741	\$20,535	\$108.23	0.32	2.98	\$36.28	1.0%	78%
25-Jacobson Park	\$33,994	\$33,929	\$109.11	0.07	0.64	\$169.65	0.2%	74%
Total	\$1,757,034	\$1,626,365	\$101.19	2.23	20.74	\$4.88	7.4%	87%

Note: Route 14 UK Commonwealth and Route 26 Green Route do not collect fares.

August 2017 Total Monthly Ridership per Route



August Safety, Maintenance, and Operations Indicators

Indicator	Lextran Fixed Route System			Wheels		
	This Month	FY18 YTD	FY17 Total	This Month	FY18 YTD	FY17 Total
Preventable Accidents	6	9	44	2	2	22
Non-Preventable Accidents	6	11	32	0	0	9
Accident Frequency Rate	4.01	3.14	2.36	1.32	1.32	1.22
Accident Frequency Rate Goal*	1.75	1.75	1.75	2	2	2
Injury Frequency Rate	0.00	18.46	17.60	N/A	N/A	N/A
Injury Frequency Rate Goal**	27.04	27.04	27.04	N/A	N/A	N/A
Days without preventable accident	25	52	217	N/A	N/A	N/A
Days of Lost time	0	35	321	N/A	N/A	N/A
Workers Comp Claims	0	5	35	N/A	N/A	N/A
Miles Between Road Calls	4,280	4,616	4,449	N/A	N/A	N/A
Preventive Maintenance Inspections	30	58	390	N/A	N/A	N/A

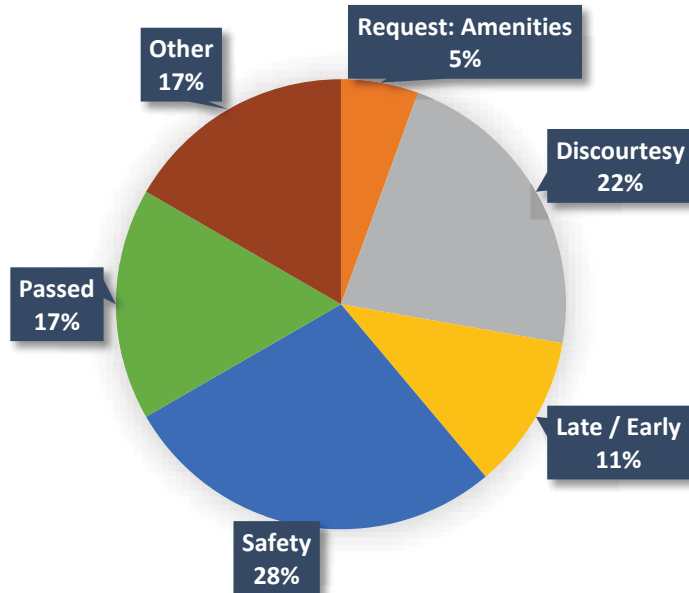
*The accident frequency goals are calculated per 100,000 miles.

**The incident frequency goal is calculated per 200,000 working hours.

August Call Logs

Comments by Type	Lextran Fixed Route System			Wheels		
	This Month	FY18 YTD	FY17 YTD	This Month	FY18 YTD	FY17 YTD
Total Commendations	0	1	7	1	3	43
Discourtesy	4	14	105	3	8	78
Late / Early	2	4	47	4	4	59
Safety	5	10	50	13	28	111
Passed	3	5	61	0	0	0
Other	2	5	61	0	0	2
Request: Information	1	1	22	1	1	0
Request: Service	3	8	8	0	0	0
Request: Amenities	0	0	5	0	0	0
Website	0	0	5	0	0	0
Total Calls into System	12,306	28,306	74,218*	22,907	43,808	276,716
Total Calls into IVR	48,845	96,969	622,584	N/A	N/A	N/A
Average Length of Call	0:01:36	0:01:32	0:01:25*	00:58	00:58	00:53
Average Time to Abandon	0:00:19	0:00:16	0:00:21*	01:23	01:08	01:06

Lextran Comments for August 2017



Customer states that Georgetown Road bus is too small for route. They have made several attempts to board bus in their wheelchair, only to find the bus is standing room only and they keep telling him to catch the next bus. Customer states this is very inconvenient.

Customer wants to know why the bench at 6th and Broadway inbound has not been replaced.

Customer says the driver passed her up at the inbound stop 1608 along Route 14 at 6:55am.

When I got on the bus, I was having trouble putting my dollar in the fare box. The driver snatched the money out of my hand and he just kept saying things. When I rang the bell, I rang it too early. I needed the next stop and the driver got really angry.

Campus News (/campus-news)

Extended Blue, White and Green Bus Route Hours Begin Today

By Chrissie Balding Tune (/authors/chrissie-balding-tune) Monday

LEXINGTON, Ky. (Aug. 21, 2017) — As announced in May (<https://uknow.uky.edu/campus-news/extended-hours-blue-white-and-green-routes-coming-fall>), new for the 2017-2018 academic year, University of Kentucky Transportation Services (<http://www.uky.edu/transportation>) has partnered with Lextran to extend the hours of service for the popular campus Blue (https://www.uky.edu/transportation/buses-and-shuttles_campus-shuttles_blue-route) and White Routes (https://www.uky.edu/transportation/buses-and-shuttles_campus-shuttles_white-route), as well as the Green Route Connector (https://www.uky.edu/transportation/buses-and-shuttles_campus-shuttles_green-route). The changes will take effect today, Monday, Aug. 21.

The bi-directional Blue and White Campus Shuttle Routes (Lextran 14) will operate from 6:45 a.m. to midnight, Monday through Friday, during fall and spring semesters. The Green Route Connector (Lextran 26) will have the same extended hours. This route provides a transit connection for residents of the Shawneetown and Greg Page Apartment areas, as well as students who opted for the new remote parking permit.

Not only will the extended service hours better serve the campus community with simple, predictable and reliable campus bus service, but this change will increase the frequency of evening and late night buses.

“The extension of the Blue and White Routes will effectively more than double the number of buses operating on campus after 8 p.m., compared to last year,” said Lance Broeking, director of Transportation Services. “The continuation of these established routes into the evening hours will provide better late night service to the entire campus.”

All campus routes - **as well as off-campus Lextran routes** - are viewable in real-time on TransLoc Rider, UK's GPS-based bus locating system. TransLoc Rider can be accessed at uky.transloc.com (<http://uky.transloc.com/>) and via the free Transloc Rider (<http://translocrider.com/>) Android and iPhone apps. Users should be sure to select both Lextran and the University of Kentucky under Current Transit Systems in order to include the Blue, White and Green Routes data on the app.

All campus bus service is provided free of charge.

UK is the University for Kentucky. At UK, we are educating more students, treating more patients with complex illnesses and conducting more research and service than at any time in our 150-year history. To read more about the UK story and how you can support continued investment in your university and the Commonwealth, go to: [uky.edu/uk4ky](http://www.uky.edu/uk4ky) (<http://www.uky.edu/uk4ky>). #uk4ky #seeblue

LETTERS TO THE EDITOR

Invest in public transit

AUGUST 21, 2017 2:25 PM

Vice Mayor Steve Kay noted in the Herald-Leader interview by Tom Martin and most recently in his own Aug. 14 commentary that infill development in the urban service area, especially downtown Lexington, will prompt more residents to use public transportation.

That's an intriguing proposition. Since this is an Urban County Government proposal, what if city employees and appointees whose offices are downtown were no longer to have government parking permits?

This means that city employees along with council members and other city officials could lead by example in using the Lextran bus system or bicycling or walking to work. Those employees who still opted to drive automobiles would then face the same parking situation as most downtown residents and visitors.

I hope this proposal will encourage citizens and city employees and officials to comment on how they, too, will embrace Kay's plan for increased-density residence plus reliance on public transportation.

Latest news by email

This afternoon's latest local news

Enter Email Address

SIGN UP

JOHN THELIN

ADVERTISING

LEXINGTON

Never miss a local story.

Sign up today for a free 30 day free trial of unlimited digital access

SUBSCRIBE NOW

IN OTHER NEWS | Xerox CEO Offer Tips on Leading Employees Through a Transition

Student Life (/student-life)

Learn About Transit Options Tonight With Bus Stop Hop

By Chrissie Balding Tune (/authors/chrissie-balding-tune) Wednesday



LEXINGTON, Ky. (Aug. 23, 2017) — Students are invited to learn more about the local transit system with the Bus Stop Hop interactive tour tonight, from 6 to 7:30 p.m. The event will depart from the W.T. Young Library bus stop, and will end at the bus stop at Rose Street and Euclid Avenue.

The Bus Stop Hop will give students an opportunity to get to know their new city by bus. Participants will learn all about the local transit system, including accessibility, trip planning and how to load a bike on a bus. Bus Stop Hop riders will also have the opportunity to answer trivia questions for the chance to win prizes. The event is sponsored by University of Kentucky

Transportation Services and the UK Office of Sustainability

56

Transportation Services and the UK Office of Sustainability.

Lextran – which is free to all UK students, faculty and staff under the BluPass program (https://www.uky.edu/transportation/alternative-transportation_blupass) – travels throughout 22 different city routes (<http://lextran.com/routes>) extending throughout and beyond the UK campus into the Lexington community. BluPass encompasses all Lextran routes, both on and off campus, allowing UK students, faculty and staff to travel to, from, and around campus while also accessing the city.

Through the end of July, BluPass has delivered more than 1.7 million rides to members of the campus community. The BluPass partnership began in July 2015, and was subsequently extended through June 2019 (<https://uknow.uky.edu/content/uk%25E2%2580%2599s-popular-blupass-partnership-lextran-extended-through-2019>).

UK is the University for Kentucky. At UK, we are educating more students, treating more patients with complex illnesses and conducting more research and service than at any time in our 150-year history. To read more about the UK story and how you can support continued investment in your university and the Commonwealth, go to: [uky.edu/uk4ky](http://www.uky.edu/uk4ky) (<http://www.uky.edu/uk4ky>). #uk4ky #seeblue

QUALITY OF LIFE IN LEXINGTON

Lexington is an ideal location for new project locations and expansions. Our educated workforce, proximity to a world-class research university, and innovative environment are among the many reasons Lexington is the best choice for your project.

Attractions in Downtown Lexington

The median age of Lexington residents is 34.1 years, much lower than the state average of 38.3 and national average of 37.4, but the Lexington Downtown Development Authority estimates that the median age of downtown residents is 30.1. Lexington's downtown has revitalized in response to this young population.



Thursday Night Live. Photo: Commerce Lexington Inc.

Downtown Lexington is a vibrant cultural hub with live music, art studios and galleries, museums, theaters, and outdoor festivals. In the past few years, downtown Lexington has deliberately revitalized, adding shops and restaurants that capture the diverse culture of Lexington's young population, such as Urban Outfitters, Vinaigrette Salad Kitchen, HopCat Brew Pub, Rock House Brewery, and Pies & Pints. Over 100 retail shops and 170 restaurants and bars are located in downtown and the surrounding neighborhoods. Most restaurants are casual dining and

patio seating is common downtown, but Lexington has several fine dining options. There is also an array of coffee shops including local favorites Cup of Common Wealth, Common Grounds, and national chain Starbucks.

In the heart of downtown, the Fifth Third Pavilion at Cheapside Park operates weekly events and supports a vibrant community. Thursday Night Live, an outdoor live music event, is held weekly from April to October at the Pavilion and attracts an average of 2,500 people each week. Every Saturday, over 3,000 people visit the Farmer's Market at the Pavilion to purchase local produce, meats, cheeses, and other products while enjoying downtown.



Farmer's Market. Photo: Commerce Lexington Inc.

The Pavilion is located one block away from Rupp Arena and the Lexington Center, the city's major event venues. Rupp Arena is classically known as the home of the University of Kentucky Wildcats Basketball, but also hosts many major concerts and events. The Lexington Center, which manages Rupp Arena, attracts many conventions and large shows including the Kentucky Crafted Market and the Incredible Food Show. The Lexington Center is about to undergo a \$250 million expansion and renovation that will

create a new 100,000 square foot exhibit hall, 22,500 square foot ballroom, and 30,000 square feet of meeting space to help Lexington remain competitive in the convention industry. The Kentucky General Assembly approved \$60 million in state funding towards the project. The Lexington Opera House, also managed by the Lexington Center, is just a few blocks away and hosts musicals, ballets, and concerts.

Another popular spot downtown is the Square – a 140,000 square foot collection of retail shops, dining, and entertainment on one city block. Originally built in the 1880s, this beautiful building adds to the historic architecture of downtown and was spruced up in a \$2.3 million renovation in 2014. There are a handful of museums and galleries at The Square, with a mix of shopping and dining, including Urban Outfitters and Sincerely Yours boutique gifts.



The Square. Photo: Anderson Real Estate

Nine museums are located downtown including the Lyric Theater Cultural Center and the Explorium of Lexington, a children's museum. The downtown universities also contribute to the cultural opportunities. The Otis A. Singletary Center for the Arts at the University of Kentucky annually presents a wide range of nationally and internationally recognized performers, faculty music groups, artists, and a theater department. These events add to the variety of artistic opportunities for local and visiting audiences. Also, the University of Kentucky Art Museum has a diverse permanent collection and has been the site of many special national shows, including the Armand Hammer Collection. At Transylvania University, the Morlan Gallery hosts a range of traveling exhibitions.

For movie buffs, Lexington has a special attraction beyond several state-of-the-art theaters. Built in 1921, the 800-seat renovated Kentucky Theater combines the grandeur of Italian Renaissance architecture with a state-of-the-art projection system featuring Dolby sound. The "Kentucky" is a Lexington landmark, which has become a meeting place for visitors and residents alike. As a revival theater, three to six classic, foreign, first-run, and avant-garde films are shown daily.



Kentucky Theatre. Photo: Commerce Lexington Inc.

Attractions Outside Downtown

While downtown is a popular destination for dining, shopping, and nightlife, Lexington offers much more in other parts of the city too. Off Nicholasville Road, the Southland Drive corridor is an upcoming area that hosts a large farmer's market every Sunday, as well as home to many local restaurants and a popular live music venue, Willie's Locally Known.

Scattered throughout the city there are many shopping areas including Fayette Mall, Lexington Green, and Hamburg Pavilion that offer a mix of local and national retailers.

The Beaumont Center in southwest Lexington has new and renovated office space and amenities, with more than 1,200 housing units and several hotels nearby. The MoonDance at Midnight Pass Amphitheater at Beaumont brings live music, films, community events, and plays to Lexington every year, served by craft beer and food trucks. MoonDance hosts the summer play festival Shakespeare in the Park and has hosted the Crave Food & Music Festival.

The Summit at Fritz Farm is a 60-acre mixed-use destination blending street-level retail, Class A office space, a boutique hotel, and over 300 condo-quality apartments. The Summit features the region's first food hall and a unique collection of local boutiques and national brands such as Lily Rain, Pottery Barn, and Whole Foods.

Traveling just a few miles outside of Lexington, one can experience the city's beautiful horse farms and greenery. Lexington is the Horse Capital of the World and is home to many famous horse farms. Residents can tour farms on the Horse Country tour company and see famous horses, such as American Pharoah, Triple Crown Winner. Our scenic byways are also popular for bicyclists and runners.

Lexington is an active city and boasts many recreational activities including a multitude of 5Ks and most recently a new half marathon, Run the Bluegrass. Many of our residents access the Legacy Trail, an eight-mile walking, running and biking trail from the Kentucky Horse Park into downtown. Less than an hour away from Lexington is the Red River Gorge, ranked one of the top mountain climbing destinations in the world.




Photo: Commerce Lexington Inc.

Lexington is home to one of the most iconic race courses in the world, Keeneland Race Course. Historic Keeneland is the world's premier thoroughbred auction house and its global brand attracts a diverse international clientele. Keeneland also has live racing every April and October creating one of the most popular events in Lexington each year.

Equine Attractions

According to VisitLEX, there are approximately 150 horse farms in Lexington and about 450 in the region. Horse farms typically focus on a specific breed of horse and farms in the Bluegrass Region tend to specialize in breeding and training Thoroughbred horses for racing. The 2012 Kentucky Equine Survey estimates that there are 24,000 horses in Fayette County, including over 17,000 Thoroughbred horses valued at \$2.5 billion. Another 42,210 Thoroughbred horses in the Bluegrass Region are valued at over \$4.9 billion.

In addition to horse farms, Lexington is home to the Red Mile Harness Track, Keeneland Race Track, the Kentucky Horse Park, the International Museum of the Horse, equestrian retirement facilities such

as Old Friends Farm, world class equine medical facilities, and research and development at the University of Kentucky, a leader in animal sciences and equine research.

Horse racing is a major part of the horse industry and living in Lexington. The Red Mile Harness Track is the second oldest harness track in the country, known for its one-mile track made of red clay. However, Keeneland is the more popular racing facility, drawing the world's best horses. Thousands of people every year flock to Keeneland to bet on the horses and spend time enjoying the festive atmosphere in a unique entertainment venue, and the Keeneland Library is one of the largest resources for horse and racing information in the world with approximately 30,000 books, 400,000 photographic negatives, and thousands of other historic documents.



Photo: www.keeneland.com

Keeneland is also a significant contributor to Lexington's local economy. The University of Kentucky's Center for Business and Economic Research recently conducted a study¹ to determine Keeneland's impact on Fayette County's economy by surveying participants at the 2014 Fall Meet, the September Yearling Sale, and the November Breeding Sale. All together, these three events generated \$75.6 million in direct spending in Fayette County and almost \$6.4 million in tax revenue that would not have entered Fayette County without Keeneland. In total, Keeneland's Fall Economic Impact was \$455 million.

In 2015, Lexington hosted the Breeders' Cup World Championship at Keeneland for the first time. Lexington welcomed the Breeders' Cup with a week of events and activities, such as the Feeders' Cup, the annual Thriller Parade, Here Come the Mummies, the Post Position Draw party, the Prelude to the Cup, art exhibits, horse farm tours, breakfasts at the track, and live music. The city attracted 24,000 to 40,000 visitors each day, bringing revenue to Lexington's restaurants, shops, and hotels that otherwise would not have entered the local economy. The economic impact was expected to be at least \$65 million.²

The Kentucky Horse Park is another asset of the region's horse industry. With 1,200 acres, the Kentucky Horse Park is a working farm with 50 breeds of horses. Over 30 equine management and breed organizations are located in the park, including the National Horse Center, the United States Equestrian Federation, the Kentucky Thoroughbred Association, and the International Museum of the Horse, the largest, most comprehensive horse museum in the world.



Photo by Eventing Nation

¹ http://cber.uky.edu/Downloads/Keenelandreport_final.pdf

² <http://www.bloodhorse.com/horse-racing/articles/197204/bc-economic-impact-looks-strong>

Many equestrian events are held at the Kentucky Horse Park, including the Rolex Three Day Event, the National Reining Championship, and the 2010 World Equestrian Games. In fact, Lexington was the first location outside of Europe to host the World Equestrian Games, a testament to Lexington's equestrian culture and strong equine industry. Of the more than 507,000 Game attendees, 70% were from out-of-state, meaning that Lexington's horse industry attracted 307,000 people that otherwise would not have spent money in Lexington (direct spending was \$128.2 million). In total, the 2010 Games brought \$4.5 million in local tax revenue to Lexington and \$18.38 million to Kentucky in state tax revenue.³

More Lexington Culture

Lexington is a culturally diverse community that embraces all people. More than 50 denominations and religious groups are represented in the hundreds of churches in the Lexington area. The region is home to a variety of Christian denominations, as well as Hindu, Islamic, Buddhist, and Jewish congregations.




Photo: Commerce Lexington Inc.

Lexington also hosts many cultural festivals celebrating its diversity. Since 1989, the Roots & Heritage Festival has grown into a month long cultural event and has earned recognition as one of the Top Twenty Events in the Southeast by the Southeast Tourism Society. Festival Latino de Lexington, sponsored by Lexington Parks and Recreation and area businesses, includes two days of live music, youth activities, cultural presentations, international booths, and authentic cuisine. Lexington also hosts a Pride Festival every year and has passed fairness ordinances.

Lexington offers a variety of ways for its citizens to be engaged in the community and culture. The Living Arts and Science Center merges art and science, offering hands on exhibits, classes, performances, and



Living Arts and Science Center rendering of expansion and renovation. Photo: bizlex.com

community programs that enrich Lexington and offer exciting volunteer opportunities for young people to become involved in the community. Lexington's arts council, LexArts, is a cultural development and advocacy organization that strives to bring art into daily life. LexArts organizes a Gallery Hop and is located at ArtsPlace, a community art center located in a renovated 1904 YMCA building housing arts organizations, a gallery, and a theater.

³ <http://www.kentuckytourism.com/userfiles/Industry/research/WEG%20Economic%20Impact%20Report.pdf>

CreativeMornings Lex brings the city's creative community together to hear from a guest speaker every month at exciting locations in Lexington, where attendees network, share ideas, and inspire creativity while enjoying breakfast foods and coffee. CreativeMornings is new to Lexington in 2017 and has been fully embraced by the city. Recent host sites include 21c Museum Hotel and LexArts. CreativeMornings chapters are typically found in cities with over 500,000 people, but Lexington's creative and inspiring community proved to be the perfect environment for CreativeMornings.

PRHBTN, a local community movement, has brought street art to Lexington, enriching the urban culture of downtown. PRHBTN brings together national, state, and regional artists to create public murals on walls and buildings in Lexington, including at the Distillery District, with the support of local art organizations.

For more than 200 years, Kentucky's legendary distilleries have crafted the world's finest bourbons. This tradition can be explored on the Kentucky Bourbon Trail tour, featuring six signature distilleries within 30 miles of Lexington, including Alltech's Lexington Brewery and Distillery in downtown. Another famous Kentucky brand, James E. Pepper whiskey, is re-opening in late 2017 in Lexington's Distillery District, where it originated in 1879. The \$1.3 million investment will include a museum and be a tourist destination. CNN recently named the Kentucky Bourbon Trail a "Top 10 Classic American Experience."

Although Kentucky is famous for its bourbon, the craft beer movement in Lexington and the Bluegrass Region is alive and well. Craft breweries are now scattered across Kentucky, and more and more of our residents are seeking out small craft brewers and locally-made beers in addition to sampling our classic bourbons. The Brewgrass Trail is dedicated to showcasing the craft brewers establishing themselves in the Bluegrass.

Within Lexington, there are nine craft breweries including West Sixth Brewing, which has a large running club and yoga classes. Country Boy Brewing is another popular brewery located adjacent to downtown. They are currently expanding their operations in Georgetown, Kentucky.



Louis Armstrong mural. Photo: www.kentucky.com.

Located on 15 acres just one mile outside of downtown, the Lexington Distillery District is a collection of historical industrial buildings with unique attractions, including shops and art spots, and vivid street art by PRHBTN. Art, ceramic creations, hand-stamped cards, and unique jewelry made by Kentucky artisans are for sale at Made KY, and nearby M.S. Rezny Studio and Gallery features photography, collage, paintings, and other art media. Visitors can also eat dinner at the Middle Fork Kitchen Bar, enjoy craft ice cream such as

Bourbon & Honey at the Crank and Boom Dessert Café and Lounge, sit on the patio at the craft microbrewery Ethereal Brewing, or relax and play corn hole on Break Room's patio.

Lexington is home to the iconic Rupp Arena, home court of the University of Kentucky Wildcats. In 2012, the Wildcats won the NCAA Men's basketball national championship, claiming their 8th national title. We are also home to the Lexington Legends, the city's minor league baseball team, associated with the Kansas City Royals. Whitaker Bank Ballpark is a popular place to be during the baseball season.

Our city is also within an hour's drive of Cincinnati, Ohio, home to two professional teams, the NFL Bengals and the MBL Reds. Other attractions in and around Cincinnati include events at the U.S. Bank Arena, the Cincinnati Zoo and Botanical Garden, the Newport Aquarium, and the Findlay Market. Louisville is also approximately one hour away and has many attractions, such as the Churchill Downs race track, home of the Kentucky Derby, University of Louisville sports, the Louisville Zoo, and the Muhammed Ali Center.

New and Upcoming in Lexington

Lexington has a growing student presence. The University of Kentucky, Transylvania University, and the Bluegrass Community & Technical College are within two miles of downtown and had a combined enrollment of 42,000 students in 2016 and graduate over 10,000 every year. The University of Kentucky has grown enrollment to over 30,000 students for the past few years and invested \$2 billion⁴ to renovate or add 6 million square feet in housing, athletic facilities, and various academic buildings to accommodate the growing population.

Entrepreneurs and restaurateurs, many who are young professionals, have taken great interest in different parts of town investing in older properties and streets bringing them back to a vibrant state. These areas include Jefferson Street and National Avenue. Since 2010, many locally-owned restaurants, a brewery, nonprofits, and shops have popped up along Jefferson Street offering southern cuisine, pizza, steaks, craft beer, fish, and much more. In the last few years, National Avenue has undergone a similar revitalization with local shops and great restaurants. The Midlands upscale townhome are under development near National Avenue, designed to attract young professionals working in Lexington.



North Limestone (NoLi). Photo: NoLi CDC

North Limestone (NoLi) is a northern part of the city, but it also a local movement. Young professionals living in that community formed a nonprofit organization to improve the livability of that corridor. They have renovated homes, started unique businesses, hosted community events, and much more. One of

⁴ <http://www.wdrb.com/story/34403075/at-the-university-of-kentucky-a-building-boom-and-a-push-to-retain-students>

their more widely attended events it the monthly Night Market, which is a pop-up street festival for businesses, artist, and nonprofits from the North Limestone Corridor.

21c Museum Hotel recently opened in downtown Lexington’s first skyscraper, the Fayette National Bank Building, built in 1913. This boutique hotel has 88 rooms and brings an adjacent art museum and a restaurant, Lockbox. Lockbox features locally sourced, seasonal ingredients and varies menu items throughout the year. Housed in the original bank hall of the historic building, Lockbox offers unique dining with a private dining room in the original safe deposit vault.

Lexington has a lot to offer young professionals. Besides a vibrant culture, eclectic housing, and endless recreation, Lexington is competitive with major cities in terms of cost of living. In Lexington, an average four bedroom home costs \$264,000 compared to \$1,020,000 in San Francisco or \$563,400 in Seattle.



The Fayette National Bank Building, location of 21c Museum Hotel. Photo: Lexington Herald Leader

C2ER Cost of Living Index 2016 Annual Averages							
City	Composite	Grocery	Housing	Utilities	Transportation	Health Care	Misc.
Lexington, KY	92.6	90.3	84.0	86.8	95.8	94.6	100.7
Atlanta, GA	98.7	103.8	88.5	103.1	101.7	107.9	101.6
Chicago, IL	118.5	108.5	114.8	94.9	125.7	102.7	108.2
Columbus, OH	90.0	94.6	75.2	86.4	96.4	94.6	98.6
Indianapolis, IN	91.8	94.0	82.0	89.4	92.7	98.4	98.4
Nashville, TN	95.5	95.8	86.9	89.9	101.5	83.1	103.4
Raleigh, NC	94.4	113.4	69.3	96.2	94.5	103.9	106.0
San Francisco, CA	177.4	131.0	323.1	107.1	135.9	119.5	119.1
Seattle, WA	145.1	125.3	179.7	122.9	138.7	127.7	135.6



Photo: Commerce Lexington Inc.

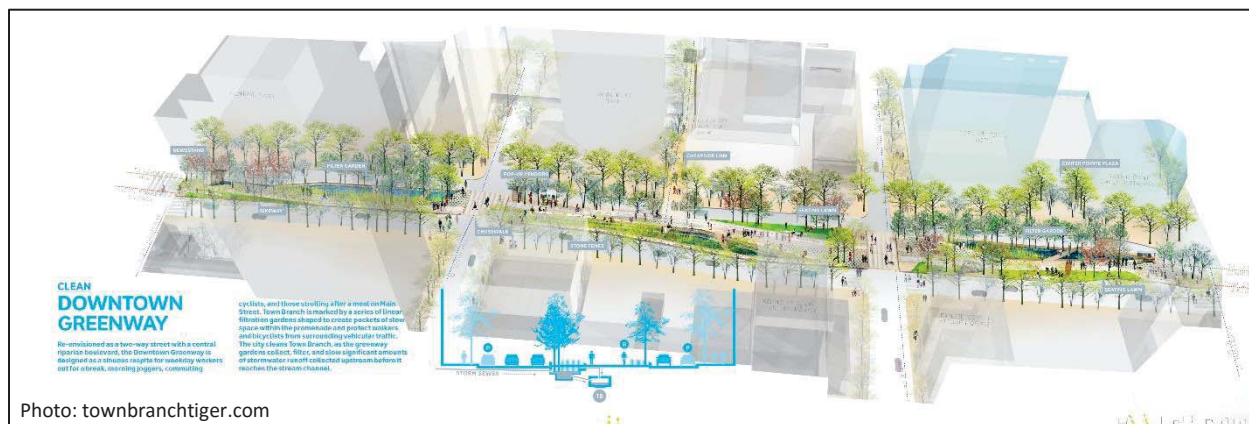


Getting Around

Lexington is committed to walkable neighborhoods and healthy lifestyles. Last year, Lexington installed over 40 pedestrian directional signs downtown to encourage people to explore the city. The signs show destinations in terms of walking minutes instead of distance and showcase shopping, recreation, historical sites, downtown landmarks, and neighborhoods. Lexington also re-designed several streets downtown, creating green bikeways to enhance bicycle safety and access to the city.

From the heart of downtown, it is only a five or ten minute walk to numerous museums, the Kentucky Theatre, the Farmer's Market and Thursday Night Live at the Pavilion, the Opera House, Downtown Arts Center, city government buildings, shopping, and dozens of restaurants. Downtown Lexington received a Walk Score of 93 and a Bike Score of 96 from Walkscore.com.

To further increase Lexington's walkability and bicycle access, Lexington developed the **Town Branch Commons Corridor Project** (TBCC). The TBCC will expand bicycle and pedestrian access to all areas of the city by connecting existing parks, trails, and bikeways to create 19.5 miles of uninterrupted pedestrian and bicycle transit trails, including 3.8 miles in downtown Lexington. Residents, tourists, students, and employees will be able to travel by foot or by bicycle to shopping, dining, and working downtown, as well as to the beautiful farms, eclectic neighborhoods and suburbs, shopping, dining, and recreation throughout Lexington.



The Town Branch Commons Corridor is designed as a linear park, with greenspace and attractive landscape that will beautify the city, increase property values, and create a natural habitat for suburb wildlife and plants. TBCC will improve the quality of life for people using all modes of transit, while improving the safety of bicycle and pedestrian commuters. TBCC separates bicycle and pedestrian commuters from vehicular traffic, creates more designated bike lane throughout the city, increases and improves pedestrian crossing, improves lighting and visibility of drivers, cyclists, and pedestrians, and creates traffic calming measures such as narrowing travel lanes.

Lextran, the Transit Authority of Lexington, operates a network of buses, trolleys, shuttle services, and paratransit to connect citizens to all areas of Lexington. Over 70 buses cover 67 square miles with 980 bus stops and 17 bus routes connecting to downtown locations. Every year, a total of 5 million passengers ride

Lextran buses, paying only \$1 for regular fare. Fifty-one percent of Lextran users are going to and from work, 12% are visiting socially, 12% are going shopping, and 2% are headed to their college campus⁵.

In addition to being bicycle and pedestrian friendly, Lexington is a drivable city with plenty of affordable parking downtown. LexPark estimates that there are nearly 10,000 public parking spaces in downtown Lexington, with over 800 metered spaces, 4 city parking garages with over 2,000 parking spaces, and multiple surface parking lots.

Location

Lexington's central location and excellent transportation system have been major factors in Kentucky's growth and development. Lexington is located at the center of a 31-state distribution area and is within a 600-mile radius of the majority of the nation's manufacturing employment, retail sales, and population. By virtue of this geographic location and Kentucky's integrated system of state maintained roads, interstates, and parkways, Lexington is within overnight range of over half of the United States market.

Central Kentucky also boasts two major interstate highways: Interstate-75 and Interstate-64. I-75, a major north-south corridor, and I-64, a major east-west route, intersect north and east of downtown Lexington. Lexington is also home to the Blue Grass Airport and is within an hour's drive of the Cincinnati/Northern Kentucky International Airport and the Louisville International Airport. The Blue Grass Airport offers 18 non-stop destinations and 42 daily flights, the Cincinnati Airport offers 55 non-stop destinations and 194 daily flights, and the Louisville airport offers 27 non-stop destinations and 150 daily flights.

Highly Educated Workforce

Lexington's educated workforce is one of the strongest regional benefits available. The 2015 Census data ranks Lexington the 11th most educated city in the nation, with 41.6% of the population 25 years or older with at least a bachelor's degree. Even more impressive, 18.9% of the population over age 25 has an advanced degree, ranking Lexington #9 among cities with at least 300,000 people. This is due in part to being within 40 miles of 10 colleges and universities. Nearly 70,000 students are enrolled in these institutions, graduating over 16,000 annually. Within a 200-mile radius of Central Kentucky, there are 11 universities with significant engineering programs, including the University of Kentucky, University of Cincinnati, the University of Louisville, and the University of Tennessee.

The Kentucky Center for Education & Workforce Statistics tracks graduates who remain in Kentucky in annual [Post-Secondary Feedback Reports](#). The 2014 Postsecondary Feedback Report calculates that 60.7% of 2012 UK graduates were employed in Kentucky, 76.7% of Transylvania graduates were employed in Kentucky, and 82.2% of BCTC graduates were employed in Kentucky.

Cost of Doing Business

Lexington and Kentucky have one of the lowest overall costs of doing business in the eastern United States. Kentucky enjoys a tremendous competitive advantage in the provision of energy, natural gas, and




⁵ http://lexingtondda.com/media/DML_LDDA-Final-3.25.2015.compressed.pdf

water supply. Kentucky's industrial sector energy costs are among the lowest in the nation, averaging almost 20% lower than the national average. Utility costs are kept low because of Kentucky's large coal reserves, coal burning utility plants, ample water supply, and location on the natural gas transportation corridor. Kentucky's competitive tax climate also helps keep costs of business low. In 2014, KPMG ranked Lexington #7 in Lowest International Business Location Costs in the U.S. Northwest/Canada Region and *Site Selection Magazine* ranked Kentucky #8 Top State Business Climate. More recently in 2016, Lexington ranked #8 City with the Lowest Startup Costs by *Smart Asset*, #14 City with the Fastest Rowing Rate of New Startups by *FiveThirtyEight*, and #34 Best Place for Business and Careers by *Forbes*.

Home (/transportation/) / Transportation e-News - August 16, 2017

Transportation e-News - August 16, 2017

Transportation E-News

August 16, 2017

Reminder: Move-In Traffic and Parking Impact

As a reminder, Move-In — combined with current construction occurring on campus — will impact parking and transportation routes throughout the campus at various times on Thursday, Aug. 17 and Friday, Aug. 18. Members of the campus community are encouraged to allow extra time in their commutes. A complete list of one-way streets, no parking areas and high traffic locations can be found here (<http://uknow.uky.edu/campus-news/big-blue-move-impact-traffic-and-parking>).

Additionally, those who park in the South Limestone Garage (PS #5) should expect an increase in visitors parking in the facility on both days, and plan accordingly.

Move-In to Impact Blue and White Routes

University of Kentucky Big Blue Move continues this week, as more first-year and returning students arrive on campus. As a result of the traffic impacts (<http://uknow.uky.edu/campus-news/big-blue-move-impact-traffic-and-parking>) of the Thursday, Aug. 17 and Friday, Aug. 18 Big Blue Move events, the campus Blue (https://www.uky.edu/transportation/buses-and-shuttles_campus-shuttles_blue-route) and White (https://www.uky.edu/transportation/buses-and-shuttles_campus-shuttles_white-route) (Lextran 14) bus routes will be operating on modified routes on those days. The Blue and White routes will not serve stops along the north and east sides of campus, including on Avenue of Champions, Columbia Avenue, Hilltop Avenue, University Drive or Woodland Avenue.

Four buses will run on the modified route. All campus routes - as well as off-campus Lextran routes - are viewable in real-time on TransLoc Rider, UK's GPS-based bus locating system. TransLoc Rider can be accessed at uky.transloc.com (<https://uky.transloc.com/>) and via the free TransLoc Rider (<http://translocrider.com/>) Android and iPhone apps. Users should be sure to select both Lextran and the University of Kentucky under Current Transit Systems in order to include the Blue, White and Green Routes data on the app.

Members of the campus community are encouraged to tune into 1700 AM (WQKH 253) to hear campus parking and transportation information. The station broadcasts 24 hours, 7 days a week.

Subscribe to eNews

Subscribe to eNews

Connect with Us!

 (<https://twitter.com/UKParking>)

(<http://www.uky.edu>)
University of Kentucky